

Mildred Johnson Library

Fall 2019



Amy Carson
Library Coordinator

Mildred Johnson Library (MJL) Information:

- Library Resources & Services offered
- Library Handouts & Forms available
- How to: Off-campus access to library resources
- Fall 2019 Library Hours: Wahpeton & Fargo

Where to find the Library

On ndscs.edu - Under *Resources* column


or

ndscs.edu/library

Once on the library's web pages:
Chat Reference - during library's hours of operation




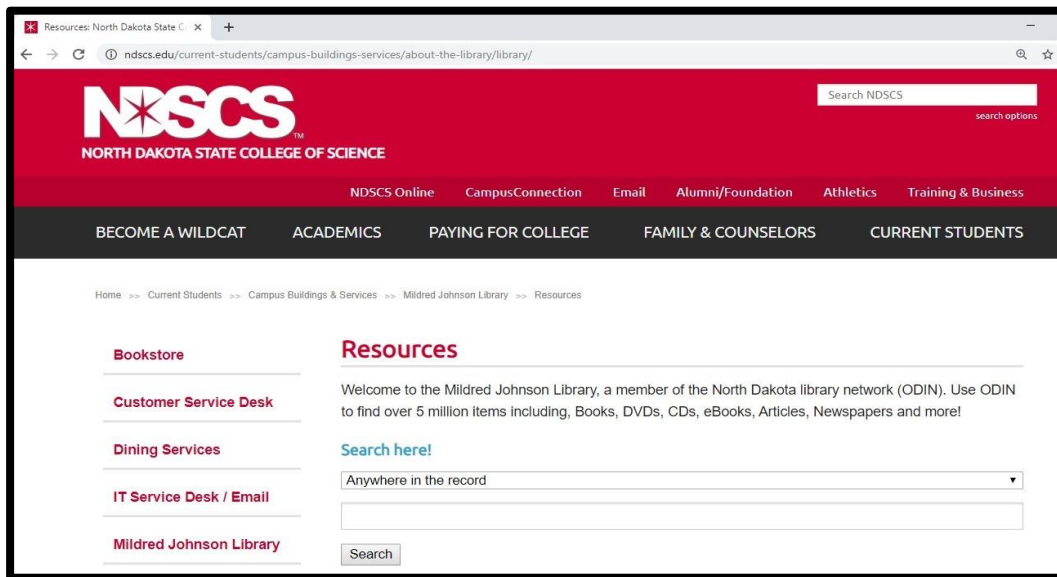
Your NDSCS ID card is your library card!



Library Card

Use your card to check-out library materials.

Search the library's catalog using the search box located on the **Resources** page.



Library Resources

Located on the
Resources page:

Links to **Popular Resources** &
Electronic Resources A-Z

96 databases available



Library Resources

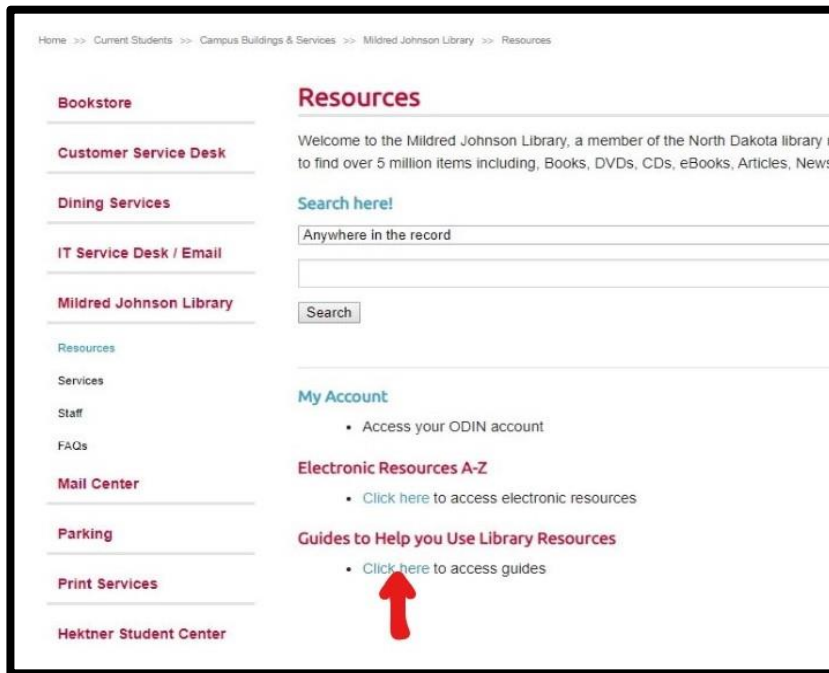
Also located on the **Resources** page:

Link to

LibGuides

(or **Guides to Help you Use Library Resources**)

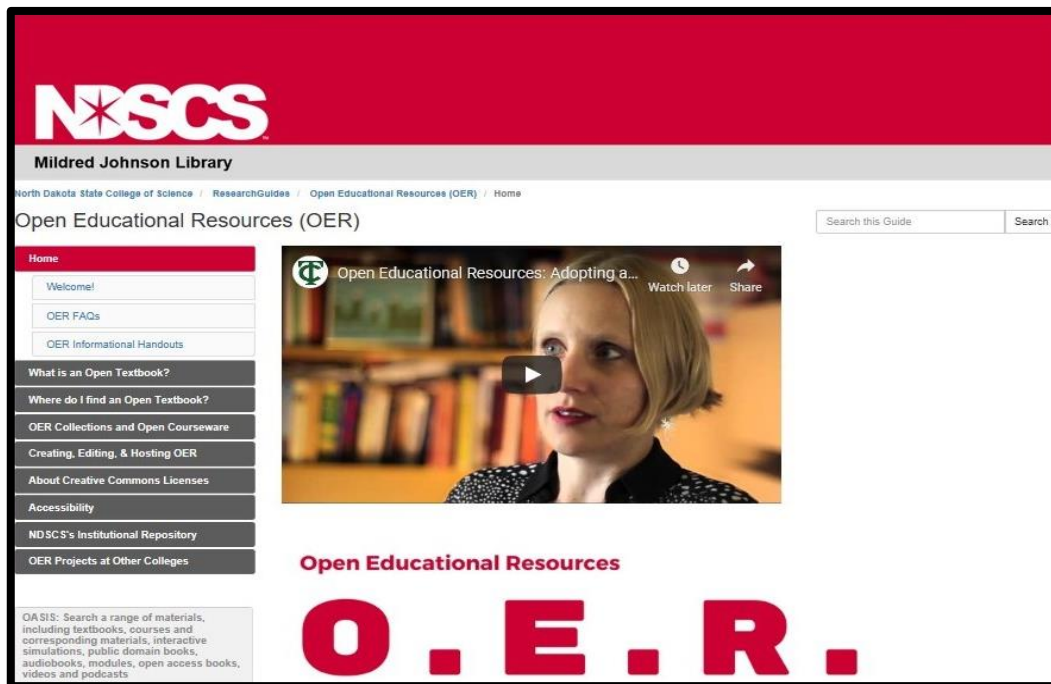
39 guides
available



Library Resources

One notable
LibGuide:

*Open
Educational
Resources
(OER)*
LibGuide

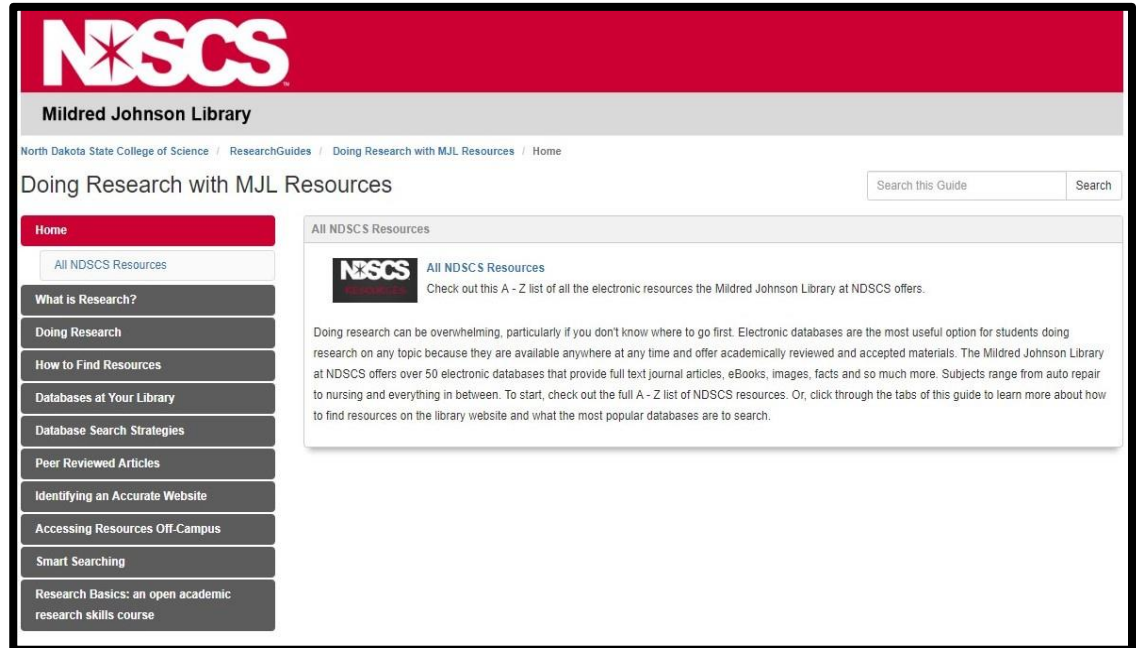


The screenshot shows the NDSCS Mildred Johnson Library's LibGuide for Open Educational Resources (OER). The page features a red header with the NDSCS logo and the title "Mildred Johnson Library". Below the header, the breadcrumb trail reads "North Dakota State College of Science / ResearchGuides / Open Educational Resources (OER) / Home". The main heading is "Open Educational Resources (OER)", with a search box on the right. A left sidebar contains a "Home" section with links to "Welcome!", "OER FAQs", and "OER Informational Handouts", followed by a list of topics: "What is an Open Textbook?", "Where do I find an Open Textbook?", "OER Collections and Open Courseware", "Creating, Editing, & Hosting OER", "About Creative Commons Licenses", "Accessibility", "NDSCS's Institutional Repository", and "OER Projects at Other Colleges". The main content area features a video titled "Open Educational Resources: Adopting a..." with a play button overlay. Below the video, the text "Open Educational Resources" is followed by the large, bold letters "O.E.R.". At the bottom left, a small text box describes the OASIS search function: "OASIS: Search a range of materials, including textbooks, courses and corresponding materials, interactive simulations, public domain books, audiobooks, modules, open access books, videos and podcasts."

Library Resources

Another notable
LibGuide:

*Doing Research
with
MJL Resources
LibGuide*



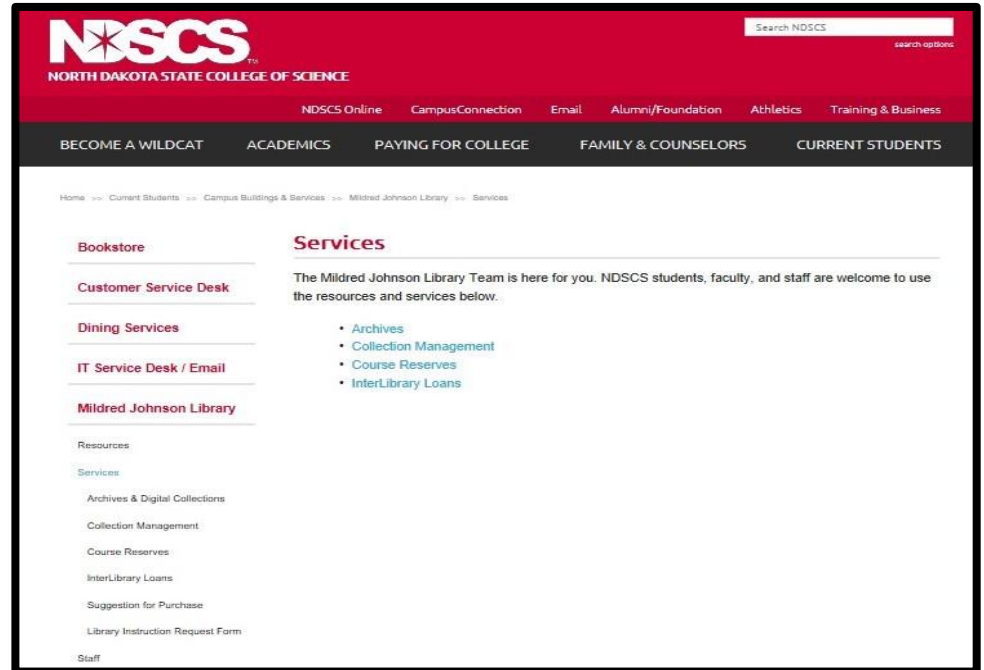
The screenshot shows the NDSCS Mildred Johnson Library LibGuide page. At the top is the NDSCS logo. Below it is the text "Mildred Johnson Library" and a breadcrumb trail: "North Dakota State College of Science / ResearchGuides / Doing Research with MJL Resources / Home". The main heading is "Doing Research with MJL Resources" with a search box on the right. A left sidebar contains a menu with "Home" highlighted in red, and other options: "All NDSCS Resources", "What is Research?", "Doing Research", "How to Find Resources", "Databases at Your Library", "Database Search Strategies", "Peer Reviewed Articles", "Identifying an Accurate Website", "Accessing Resources Off-Campus", "Smart Searching", and "Research Basics: an open academic research skills course". The main content area is titled "All NDSCS Resources" and features a sub-heading "All NDSCS Resources" with a small NDSCS logo. Below this is a paragraph: "Check out this A - Z list of all the electronic resources the Mildred Johnson Library at NDSCS offers." A larger paragraph follows: "Doing research can be overwhelming, particularly if you don't know where to go first. Electronic databases are the most useful option for students doing research on any topic because they are available anywhere at any time and offer academically reviewed and accepted materials. The Mildred Johnson Library at NDSCS offers over 50 electronic databases that provide full text journal articles, eBooks, images, facts and so much more. Subjects range from auto repair to nursing and everything in between. To start, check out the full A - Z list of NDSCS resources. Or, click through the tabs of this guide to learn more about how to find resources on the library website and what the most popular databases are to search."

Library Services

Located on

Services page:

- Archives & Digital Collections
- Course Reserves
- InterLibrary Loan
- Suggestion for Purchase
- Library Instruction Request



HOW DO I?

Handouts

FOR
STUDENTS:



HOW DO I?

Find Journal Articles:

- Go to [NDSCS.edu/Library](https://ndscs.edu/Library)
- On left side of page click on **Resources**
- Middle of page, under **Search here!** & Anywhere in the record window, type your search term, e.g., **diesel technology** & hit enter
- Narrow your search on the right side of page by **Year**, From 2013 to 2018, Click **Refine**
- Access to over 78,000 recently published, full-text journal articles!

Find CINAHL, Films on Demand, OverDrive & Other Popular Databases:

- Go to [NDSCS.edu/Library](https://ndscs.edu/Library)
- On left side of page click on **Resources**
- At bottom of page, click on the database image you need & you're in!
- No image there? Up in middle of page, click on link under **Electronic Resources A-Z** to find the database you need

Find Guides:

- Go to [NDSCS.edu/Library](https://ndscs.edu/Library)
- On left side of page click on **Resources**
- Middle of page, click on link under **Guides to Help you Use Library Resources**
- Click on **ALL GUIDES** to see over 35!

Revised December 2018



FOR
FACULTY:



FACULTY SERVICES

HOW DO I?

Request a Library Instruction Session:

- Go to [NDSCS.edu/Library](https://ndscs.edu/Library)
- On left side of page click on **Services**
- On left side of page click on **Library Instruction Request Form**

Suggest a Resource for Purchase:

- Go to [NDSCS.edu/Library](https://ndscs.edu/Library)
- On left side of page click on **Services**
- On left side of page, click on **Suggestion for Purchase**

Place Items on Course Reserve:

- Go to <https://intranet.ndscs.edu/>
- Scroll down page, on right side of page click on **Library**
- Click on **Access Services**
- Click on **Course Reserve Form**

Any problems completing forms above, please email your request to NDSCS.Library@ndscs.edu

Revised March 2016



<https://intranet.ndscs.edu/>
Library on the Intranet

Off-Campus Access to Library Resources

Located on
Resources page,
under **Popular
Resources**:

**How to Access
Library
Resources Off-
Campus**



Off-Campus Access to Library Resources

When off-campus, click on any of the library's resource links, such as *Films on Demand*, and you will be directed to an ODIN log-in page.

Use the same credentials (**firstname.lastname** and **password**) as used for Campus Connection.



[Login as Guest](#)

Library Barcode or NDUS Account:
14 digit barcode or first-name.last-name [Help](#)

Password:

User Verification Source:

- ODIN Libraries Shared User File
- ND Youth Correction Center User File

[Login](#) [Back](#)

Login

Library Hours

Fall 2019:

Wahpeton:

M-TH: 8 a.m. – 8:30 p.m.

F: 8 a.m. – 12 noon

Sun: 6 p.m. – 9 p.m.

Fargo:

NDSCS Fargo - Room 155

Wednesdays: 11 a.m. – 5 p.m.

- SEPT. 25
- OCT. 23
- NOV. 20
- DEC. 11

