

# Mildred Johnson Library

## Library Overview



## **Mildred Johnson Library (MJL) Information:**

- Library Resources & Services offered
- Library Handouts & Forms available
- How to: Off-campus access to library resources
- Follow the library & contact the library

# Where to find the Library

On [ndscs.edu](http://ndscs.edu) – ***Library*** link located under ***Resources*** column

or type

**[ndscs.edu/library](http://ndscs.edu/library)** into your browser

or look for

**Mildred Johnson Library link in Bb**

Once on the library's web pages:  
**Chat Reference**



# Your NDSCS ID card is your library card!



# Library Card

Use your card to check-out library materials.


Search the library's catalog using the search box located on the *Resources* page.

## Resources

Welcome to the Mildred Johnson Library, a member of the North Dakota library network (ODIN). Find over 5 million items including books, DVDs, CDs, eBooks, articles, newspapers and more!

**Search here!**

Anywhere in the record



# Library Resources

Located on the  
**Resources** page:

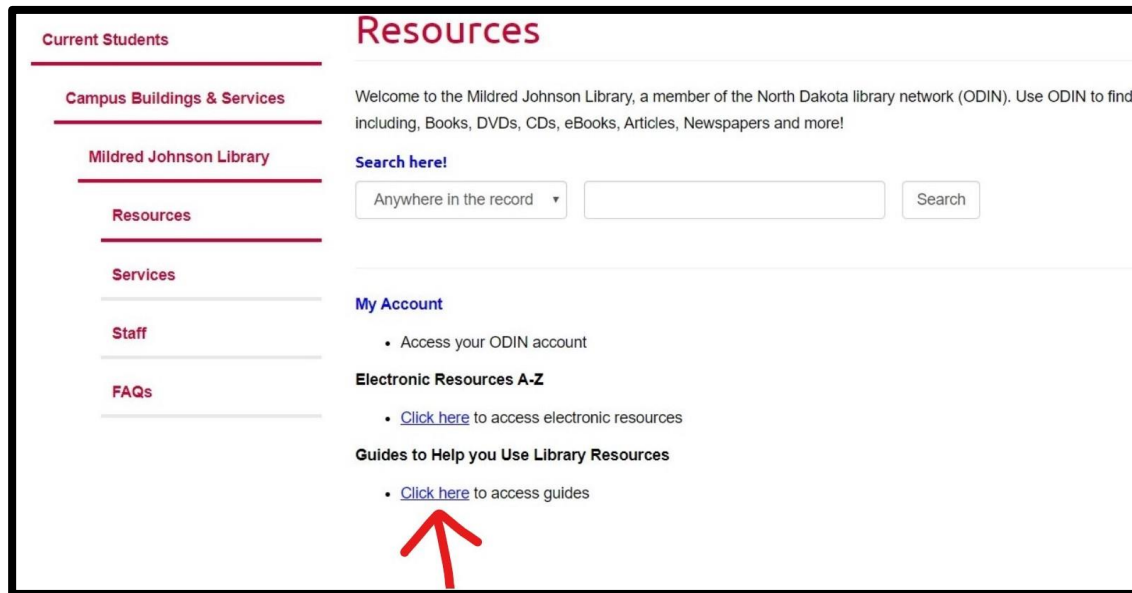
Links to **Popular Resources** &  
**Electronic Resources A-Z**

**90+** databases available



# Library Resources

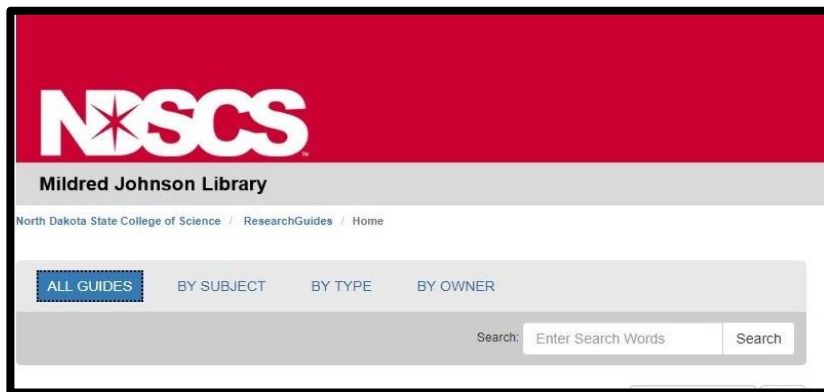
Also located on  
the **Resources**  
page:  
Link to  
**LibGuides**  
(or **Guides to Help  
you Use Library  
Resources**)



The screenshot shows the 'Resources' page of the Mildred Johnson Library. On the left is a navigation menu with links for 'Current Students', 'Campus Buildings & Services', 'Mildred Johnson Library', 'Resources', 'Services', 'Staff', and 'FAQs'. The 'Resources' link is highlighted. The main content area has a heading 'Resources' and a welcome message. Below that is a search section with a dropdown menu set to 'Anywhere in the record', an input field, and a 'Search' button. Further down are sections for 'My Account' (with a link to 'Access your ODIN account'), 'Electronic Resources A-Z' (with a link to 'Click here to access electronic resources'), and 'Guides to Help you Use Library Resources' (with a link to 'Click here to access guides'). A red arrow points to the 'Click here to access guides' link.

# Library Resources

Click on the  
**ALL GUIDES**  
button to view  
full list of  
LibGuides.

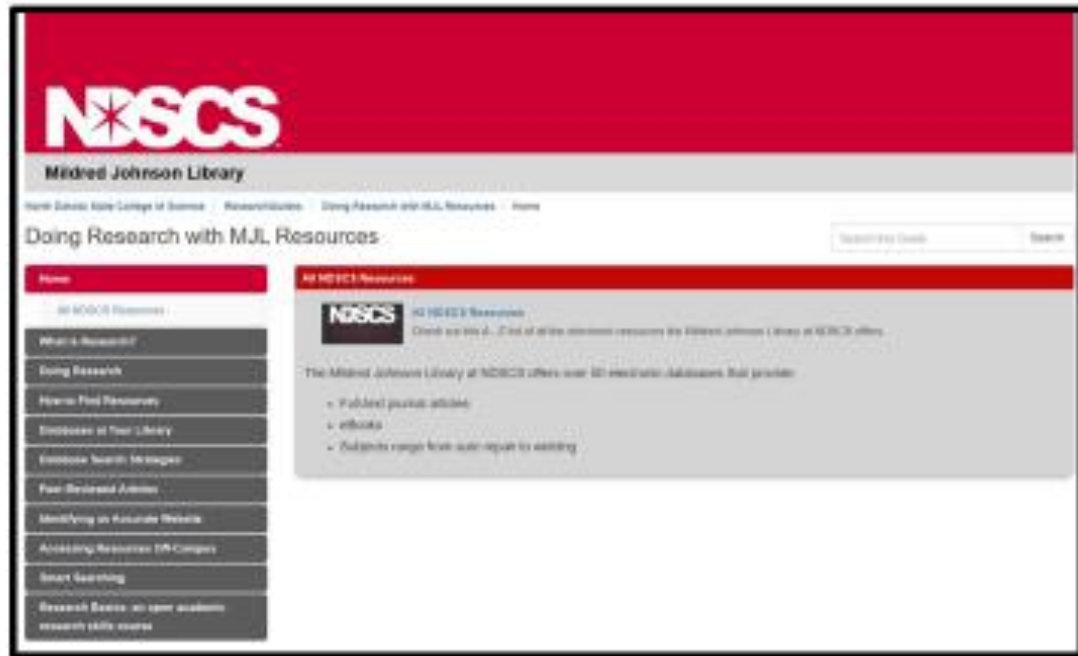




# Library Resources

One notable LibGuide:

Doing Research with MJL Resources LibGuide



The screenshot shows the NSCS Midred Johnson Library LibGuide page. At the top, there is a red header with the NSCS logo and the text "Midred Johnson Library". Below the header, there is a navigation bar with links for "Home", "About", "Contact Us", "Research Guides", "Doing Research with MJL Resources", and "Home". The main content area is titled "Doing Research with MJL Resources" and features a search bar on the right. On the left side, there is a vertical menu with the following items: "Home", "All NSCS Resources", "What's New?", "Doing Research", "Home Page Resources", "Databases at Your Library", "Database Search Strategies", "Full-Text eArticles", "Identifying an Academic Website", "Accessing Resources Off-Campus", "Smart Searching", and "Research Basics: an open academic research skills course". The main content area on the right is titled "All NSCS Resources" and includes a sub-header "All NSCS Resources" and a paragraph of text: "Check out the A-Z list of all the electronic resources the Midred Johnson Library at NSCS offers. The Midred Johnson Library at NSCS offers over 50 electronic databases that provide:
 

- Full-text journal articles
- eBooks
- Subjects range from auto repair to writing

# Library Resources

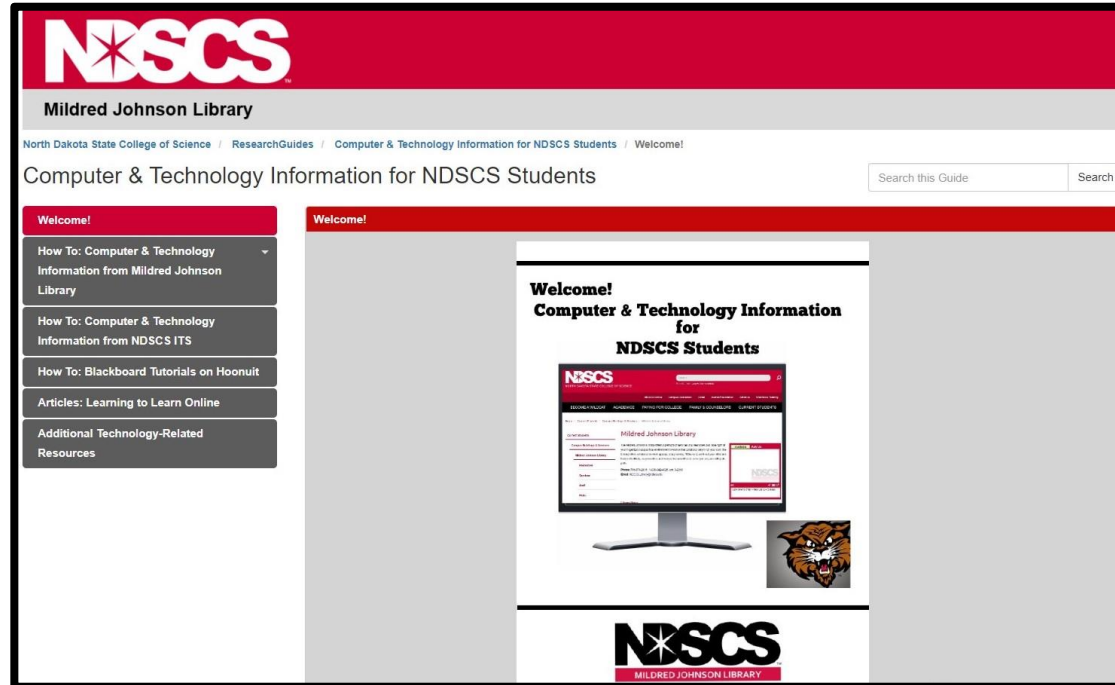
On this guide, be sure to check out the **“How to Find Resources”** tab. Here you will find the useful video **“How to Search for Journal Articles”**.

The screenshot displays the Mildred Johnson Library website. At the top, the NDS-CS logo is visible. Below it, the text "Mildred Johnson Library" is centered. A navigation breadcrumb reads: "North Dakota State College of Science / Research Guides / Doing Research with MJL Resources / How to Find Resources". A search bar on the right contains the text "Search this Guide" and a "Search" button. A left-hand navigation menu lists several options, with "How to Find Resources" highlighted in red. Below this menu, a video player is embedded. The video player has a red header that reads "How to Find a Peer-Reviewed, Full-text Journal Article". The video content shows a title "HOW TO: Search for Journal Articles" and "Mildred Johnson Library" with "Watch later" and "Share" buttons. A list of bullet points is visible: "Full-text", "Peer-reviewed", and "Published between 2010-2020". The NDS-CS logo and tagline "THE SCIENCE OF SUCCESS. North Dakota State College of Science" are at the bottom of the video player.

# Library Resources

Another notable  
LibGuide:

**Computer &  
Technology  
Information for  
NDSCS  
Students  
LibGuide**

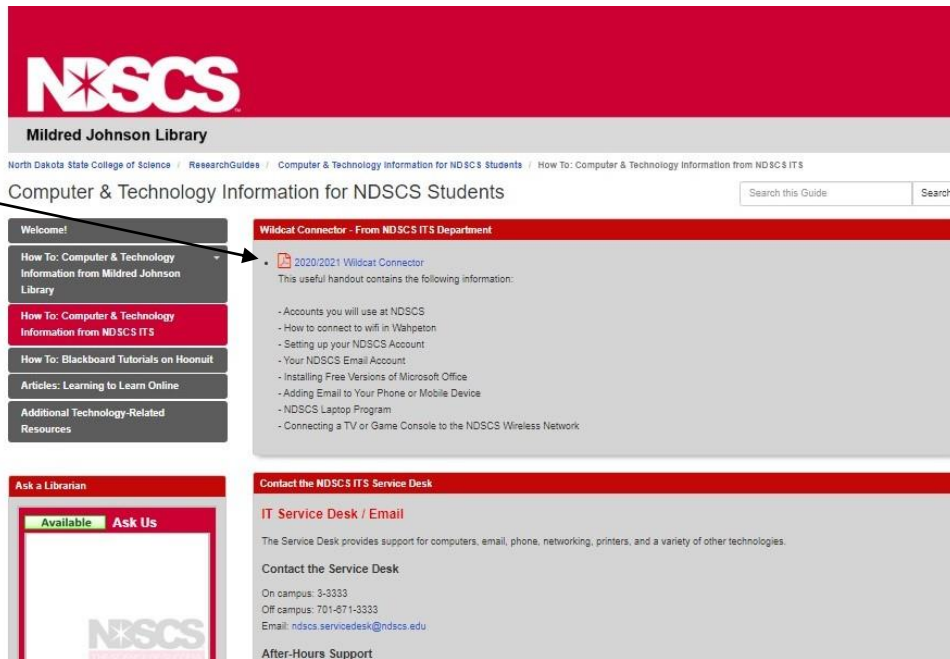



The screenshot displays the NDSCS Mildred Johnson Library LibGuide page. At the top, there is a red header with the NDSCS logo. Below the header, the text "Mildred Johnson Library" is displayed. A breadcrumb trail shows the path: "North Dakota State College of Science / ResearchGuides / Computer & Technology Information for NDSCS Students / Welcome!". A search bar is located on the right side of the page. The main content area features a "Welcome!" message and a central graphic that reads "Welcome! Computer & Technology Information for NDSCS Students". The graphic includes a computer monitor displaying the library's website and a tiger mascot logo. A sidebar on the left contains a "Welcome!" section and a list of links: "How To: Computer & Technology Information from Mildred Johnson Library", "How To: Computer & Technology Information from NDSCS ITS", "How To: Blackboard Tutorials on Hoonuit", "Articles: Learning to Learn Online", and "Additional Technology-Related Resources". The NDSCS logo and "MILDRED JOHNSON LIBRARY" are visible at the bottom of the page.

# Library Resources

On this guide, look for the **Wildcat Connector**

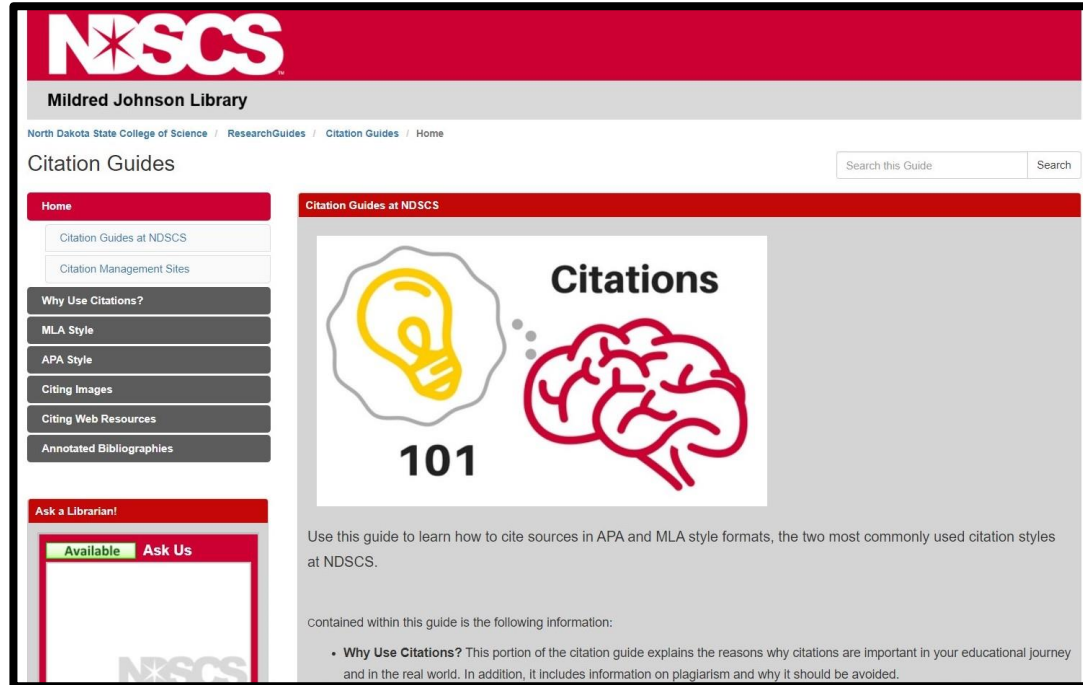
Created by the **NDSCS ITS Department**, this is your go-to source for NDSCS technology-related information!



# Library Resources

One more notable LibGuide:

**Citation Guides LibGuide - Your guide to APA & MLA!**



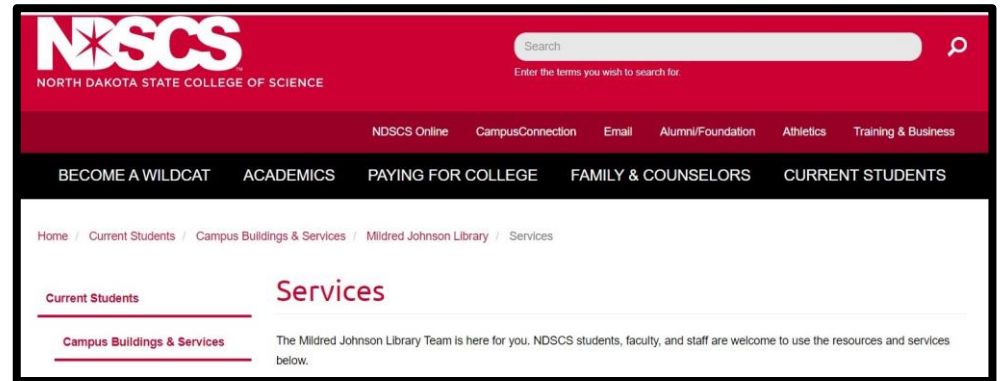
The screenshot shows the NDSCS Mildred Johnson Library website. The header includes the NDSCS logo and the library name. Below the header is a breadcrumb trail: North Dakota State College of Science / ResearchGuides / Citation Guides / Home. A search bar is located in the top right corner. The main content area is titled "Citation Guides" and features a sidebar on the left with navigation links: Home, Citation Guides at NDSCS, Citation Management Sites, Why Use Citations?, MLA Style, APA Style, Citing Images, Citing Web Resources, and Annotated Bibliographies. The main content area has a red header "Citation Guides at NDSCS" and a large graphic with a lightbulb and a brain, labeled "Citations 101". Below the graphic, the text reads: "Use this guide to learn how to cite sources in APA and MLA style formats, the two most commonly used citation styles at NDSCS." and "contained within this guide is the following information:". A bullet point follows: "• **Why Use Citations?** This portion of the citation guide explains the reasons why citations are important in your educational journey and in the real world. In addition, it includes information on plagiarism and why it should be avoided."

# Library Services

Located on

**Services** page:

- Archives & Digital Collections
- Course Reserves
- InterLibrary Loan or ILL (a.k.a. Resource Sharing)
- Suggestion for Purchase





### HOW DO I?

#### Find Journal Articles:

- Go to [NDSCS.edu/Library](https://ndscs.edu/Library)
- On left side of page click on **Resources**
- Middle of page, under **Search here!** & **Anywhere** in the record window, type your search term, e.g., **diesel technology** & hit enter
- Narrow your search on the right side of page by **Year**, from 2013 to 2018, Click **Refine**
- Access to over 78,000 recently published, full-text journal articles!

#### Find CINAHL, Films on Demand, OverDrive & Other Popular Databases:

- Go to [NDSCS.edu/Library](https://ndscs.edu/Library)
- On left side of page click on **Resources**
- At bottom of page, click on the database image you need & you're in!
- No image there? Up in middle of page, click on link under **Electronic Resources A-Z** to find the database you need

#### Find Guides:

- Go to [NDSCS.edu/Library](https://ndscs.edu/Library)
- On left side of page click on **Resources**
- Middle of page, click on link under **Guides to Help you Use Library Resources**
- Click on **ALL GUIDES** to see over 35!

Revised December 2018

#### Questions?

Phone: (701) 671-2618  
Email: [ndscs.library@ndscs.edu](mailto:ndscs.library@ndscs.edu)



# Library Handouts

## HOW DO I?

**FOR STUDENTS:**

**NOTE:**  
This handout is available for download from the library's homepage.

**FOR FACULTY:**



## FACULTY SERVICES

### HOW DO I?

#### Request a Library Instruction Session:

- Go to [NDSCS.edu/Library](https://ndscs.edu/Library)
- On left side of page click on **Services**
- On left side of page click on **Library Instruction Request Form**

#### Suggest a Resource for Purchase:

- Go to [NDSCS.edu/Library](https://ndscs.edu/Library)
- On left side of page click on **Services**
- On left side of page, click on **Suggestion for Purchase**

#### Place Items on Course Reserve:

- Go to <https://intranet.ndscs.edu/>
- Scroll down page, on right side of page click on **Library**
- Click on **Access Services**
- Click on **Course Reserve Form**

Any problems completing forms above, please email your request to [NDSCS.Library@ndscs.edu](mailto:NDSCS.Library@ndscs.edu)

Revised March 2019

#### Questions?

Phone: (701) 671-2618 Email: [ndscs.library@ndscs.edu](mailto:ndscs.library@ndscs.edu)





# Off-Campus Access to Library Resources

Located on  
**Resources** page,  
under **Popular  
Resources**:

**How to Access  
Library Resources  
Off-Campus**  
handout





# Off-Campus Access to Library Resources

When off-campus, click on any of the library's resource links, such as *Films on Demand*, and you will be directed to an ODIN log-in page.

- 1.) Select **NDSCS** from menu.
- 2.) Click: **Login Using Your NDUS Credentials**.
- 3.) **NOTE:** This is the same as your **Campus Connection / Blackboard** log-in: (**firstname.lastname** and password).




Step #3:



# Follow MJL on Social Media



On the library's homepage:



**NDS-CS**  
NORTH DAKOTA STATE COLLEGE OF SCIENCE

Search  
Enter the terms you wish to search for.

NDS-CS Online CampusConnection Email Alumni/Foundation Athletics Workforce Training

BECOME A WILDCAT ACADEMICS PAYING FOR COLLEGE FAMILY & COUNSELORS CURRENT STUDENTS

Home / Current Students / Campus Buildings & Services / Mildred Johnson Library

### Current students

- Campus Buildings & Services
- Mildred Johnson Library**
- Resources
- Services
- Staff
- FAQs

## Mildred Johnson Library

The Mildred Johnson Library offers a plethora of services and resources available right at your fingertips! A supportive environment to work either collaboratively or on your own, the Library offers collaborative work spaces, study rooms, PIDsias to work out your mind and body collectively, cozy couches and many other amenities to serve you on your collegiate path.

**Phone:** 701-471-2618 | 1-800-342-4325, ext. 3-2618  
**Email:** NDS-CS.Library@ndscs.edu

### Library Hours

#### Regular Hours

Monday-Thursday: 8 a.m. - 8:30 p.m.  
Friday: 8 a.m. - 12 p.m.  
Saturday: Closed  
Sunday: 6 p.m. - 9 p.m.

Holidays, vacations and summer hours may vary. Weather may affect hours of operation. Doors are locked 15 minutes before closing.

#### Summer Session Library Hours

June 29 - August 21

- Monday-Thursday: 8 a.m. - 12 p.m.

#### Summer Chat Reference Hours (May 18-August 21):

- Monday-Friday: 8 a.m. - 2 p.m.

Resources >>  
Services >>

Library Overview  
How-to Guide

Follow us on Social Media

YouTube Facebook Instagram

# Questions?

Note: If you have additional library-related questions or concerns, please contact us:

- In person – stop in and speak directly to a library staff member
- By phone: (701) 671-2618
- By email: [ndscs.library@ndscs.edu](mailto:ndscs.library@ndscs.edu)
- Chat Reference - available during the library's regular hours of operation

# Mildred Johnson Library

Thank you!

