

Mildred Johnson Library

Library Overview



NORTH DAKOTA STATE COLLEGE OF SCIENCE

Mildred Johnson Library (MJL) Information

- Library Resources & Services offered
- Library Handouts & Forms available
- How to: Off-campus access to library resources



Where to find the Library

On ndscs.edu – **Library** link located under **Resources** column

or type:

ndscs.edu/library into your browser

or look for:

Mildred Johnson Library link in **Blackboard**

Once on the library's web pages:

Chat Reference



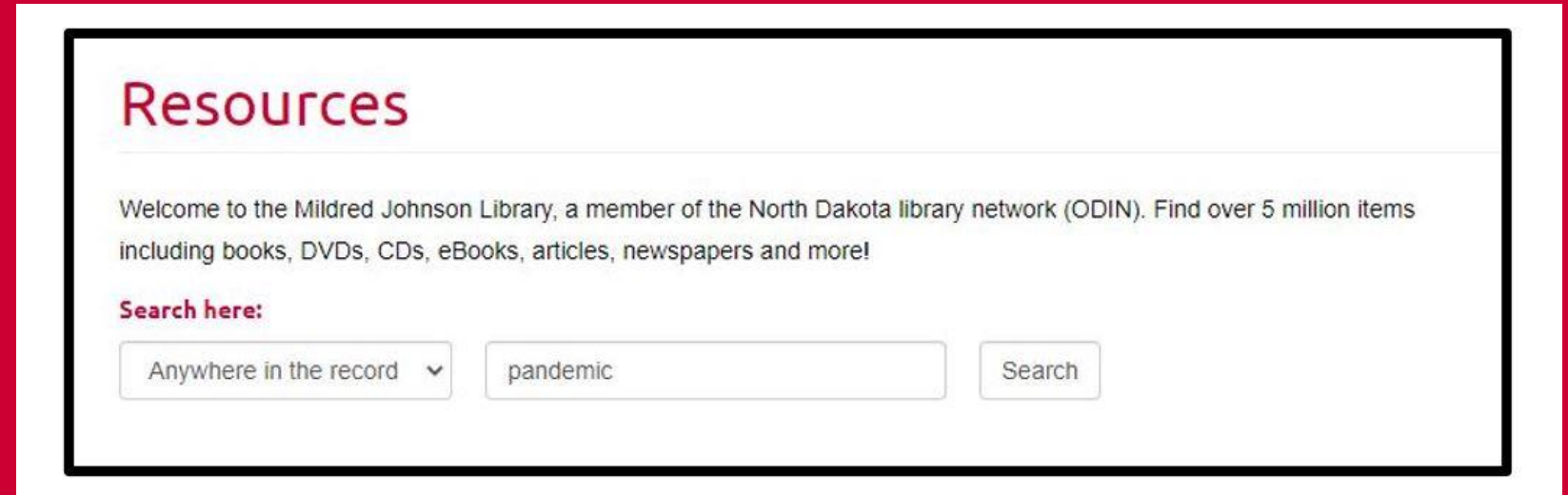
Your NDSCS ID card is your library card!



NDSCS ID CARD = Library Card

Use your card to check-out library materials.

Search the library's catalog using the search box located on the **Resources** page.



Library Resources: Databases

Located on the **Resources** page:

Links to **Popular Resources** & **Electronic Resources A-Z**

90+ databases available

The screenshot shows the 'Resources' page of the Mildred Johnson Library. On the left is a navigation menu with links for 'Current Students', 'Campus Buildings & Services', 'Mildred Johnson Library', 'Resources', 'Services', 'Staff', and 'FAQs'. The main content area features a search bar with a dropdown menu set to 'Anywhere in the record'. Below the search bar, there are sections for 'Electronic Resources A-Z' with links to 'access electronic resources' and 'access guides', and 'Guides to Help you Use Library Resources' with a link to 'access guides'. A chat window is visible on the right side. At the bottom, there is a 'Popular Resources' section with a grid of database logos including FILMS ON DEMAND, CINAHHL, EBSCO eBooks Academic Collection, hoonut, MANGO, and World Food.



Library Resources: LibGuides (a.k.a. Research Guides)

Also located on the **Resources** page:

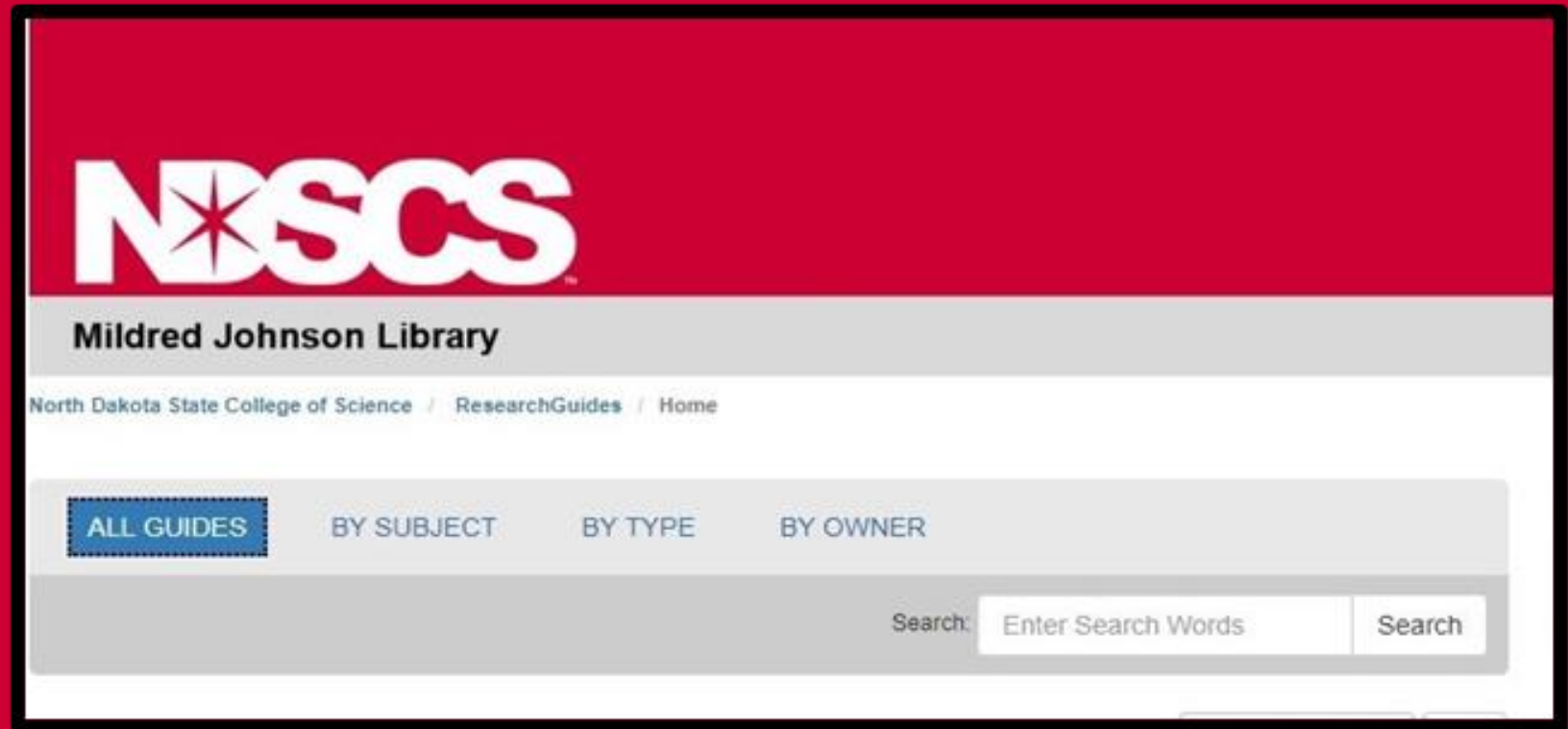
Link to the library's **LibGuides** (or **Guides to Help you Use Library Resources**)

The screenshot shows the 'Resources' page of the Mildred Johnson Library. The page includes a search bar with a dropdown menu set to 'Anywhere in the record' and a 'Search' button. Below the search bar, there are links for 'Electronic Resources A-Z' and 'Guides to Help you Use Library Resources'. The 'Popular Resources' section features a grid of logos for various services: FILMS ON DEMAND, CINAHL, EBSCO eBooks Academic Collection, hoonut, MANGO, A to Z World Food, and kanopy. A chat window is also present on the right side of the page.



Library Resources: LibGuides

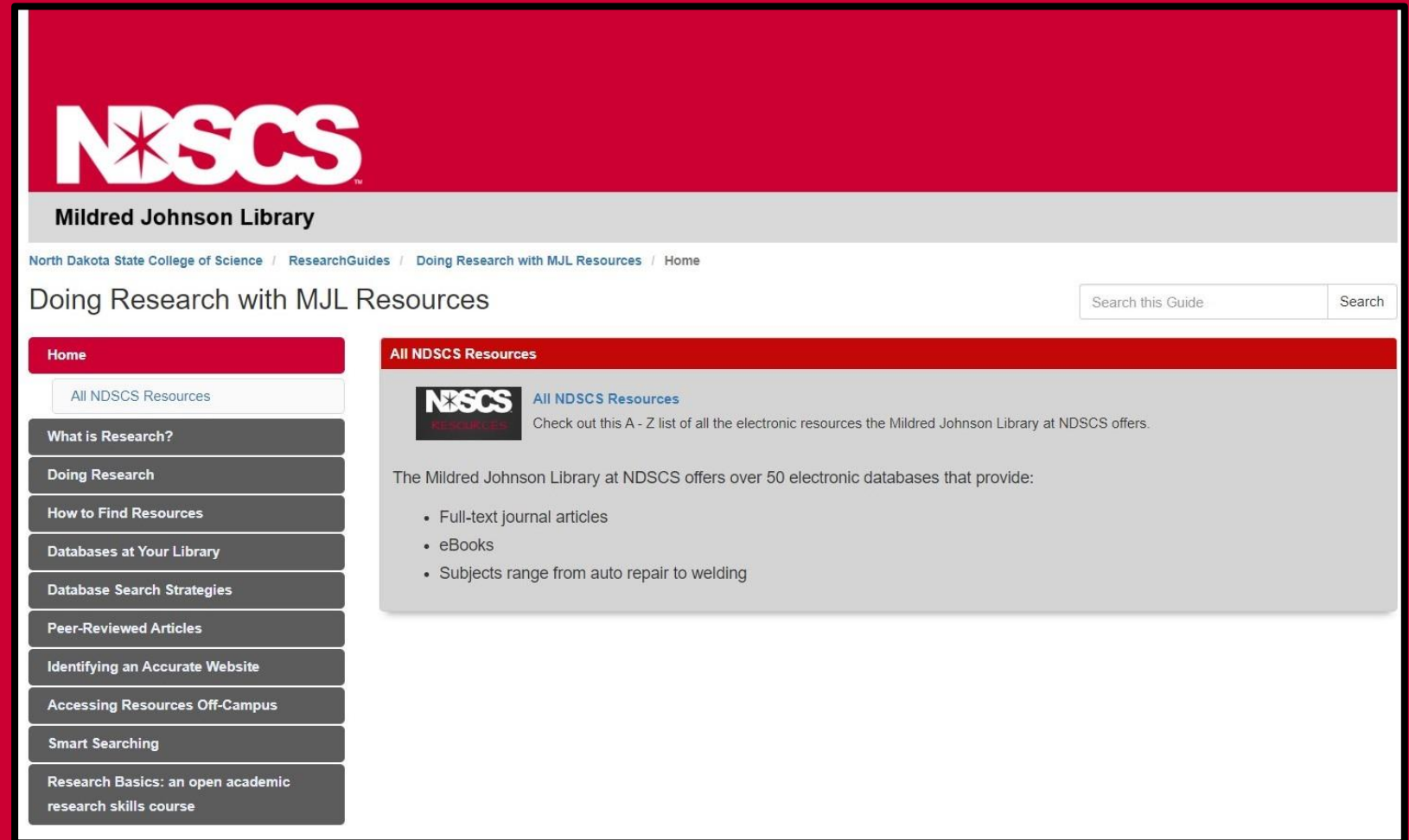
Click on the **ALL GUIDES** button to view the full list of LibGuides.



Library Resources: LibGuides

One notable
LibGuide:

Doing Research
with MJL
Resources
LibGuide



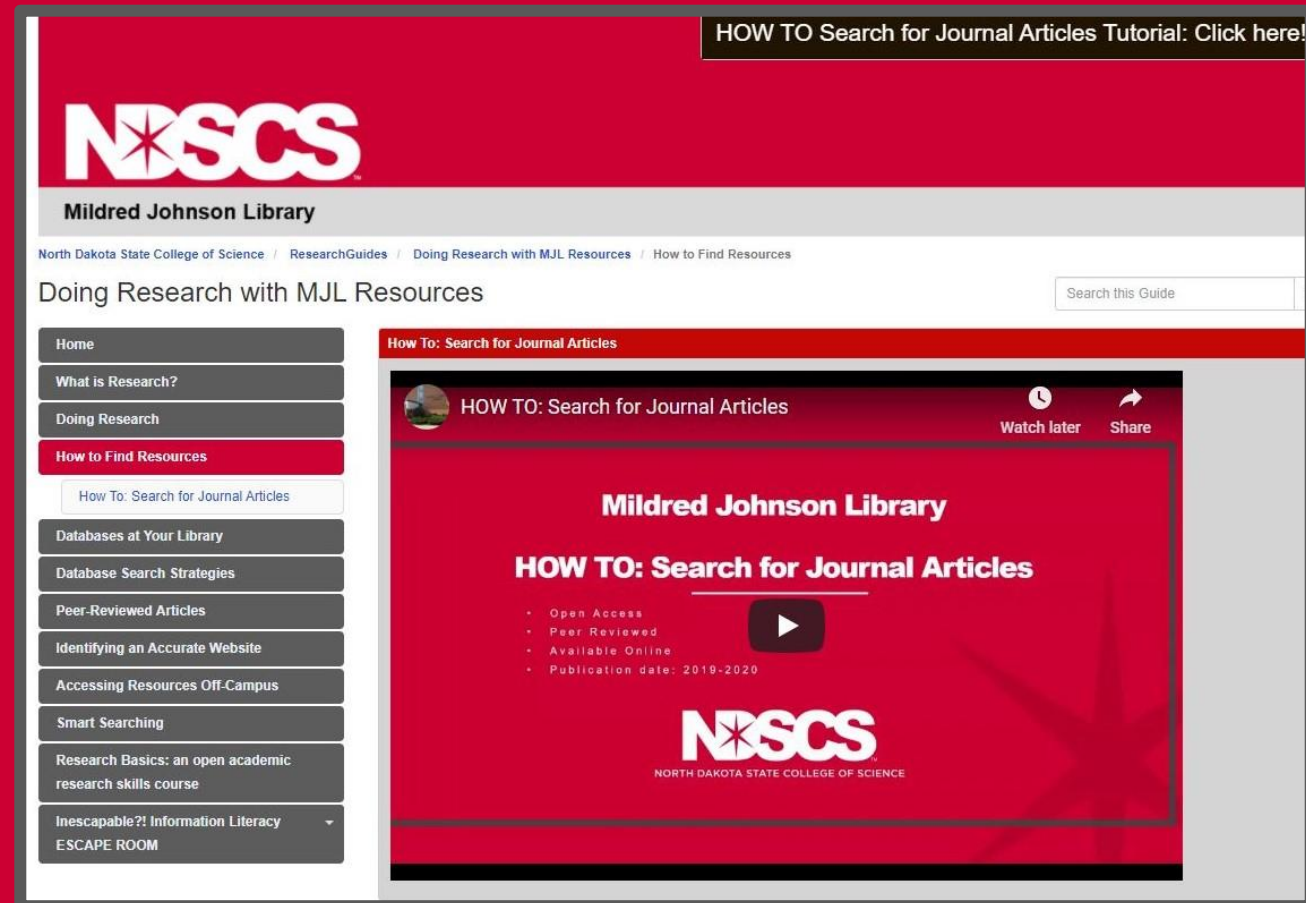
The screenshot shows the website for the Mildred Johnson Library at NDSCS. The page title is "Doing Research with MJL Resources". The breadcrumb trail is "North Dakota State College of Science / ResearchGuides / Doing Research with MJL Resources / Home". There is a search bar with the text "Search this Guide" and a "Search" button. A sidebar on the left contains a list of navigation links: Home, All NDSCS Resources, What is Research?, Doing Research, How to Find Resources, Databases at Your Library, Database Search Strategies, Peer-Reviewed Articles, Identifying an Accurate Website, Accessing Resources Off-Campus, Smart Searching, and Research Basics: an open academic research skills course. The main content area is titled "All NDSCS Resources" and features a sub-header "All NDSCS Resources" with a link to "Check out this A - Z list of all the electronic resources the Mildred Johnson Library at NDSCS offers." Below this, it states "The Mildred Johnson Library at NDSCS offers over 50 electronic databases that provide:" followed by a bulleted list: Full-text journal articles, eBooks, and Subjects range from auto repair to welding.



Library Resources: LibGuides

This guide has been updated with a new ***How to Search for Journal Articles*** video and tutorial.

Both are available on the ***How to Find Resources*** tab.



The screenshot shows the Mildred Johnson Library LibGuide page. At the top right, there is a link: "HOW TO Search for Journal Articles Tutorial: Click here!". The page header includes the NSCS logo and "Mildred Johnson Library". The breadcrumb trail reads: "North Dakota State College of Science / ResearchGuides / Doing Research with MJL Resources / How to Find Resources". The main heading is "Doing Research with MJL Resources" with a search box labeled "Search this Guide". A left sidebar contains a menu with the following items: Home, What is Research?, Doing Research, **How to Find Resources** (highlighted), How To: Search for Journal Articles, Databases at Your Library, Database Search Strategies, Peer-Reviewed Articles, Identifying an Accurate Website, Accessing Resources Off-Campus, Smart Searching, Research Basics: an open academic research skills course, and Inescapable?! Information Literacy ESCAPE ROOM. The main content area features a video player titled "How To: Search for Journal Articles" with a play button. The video player includes the NSCS logo and the text "Mildred Johnson Library" and "HOW TO: Search for Journal Articles". Below the video player, there is a list of criteria: "Open Access", "Peer Reviewed", "Available Online", and "Publication date: 2019-2020".

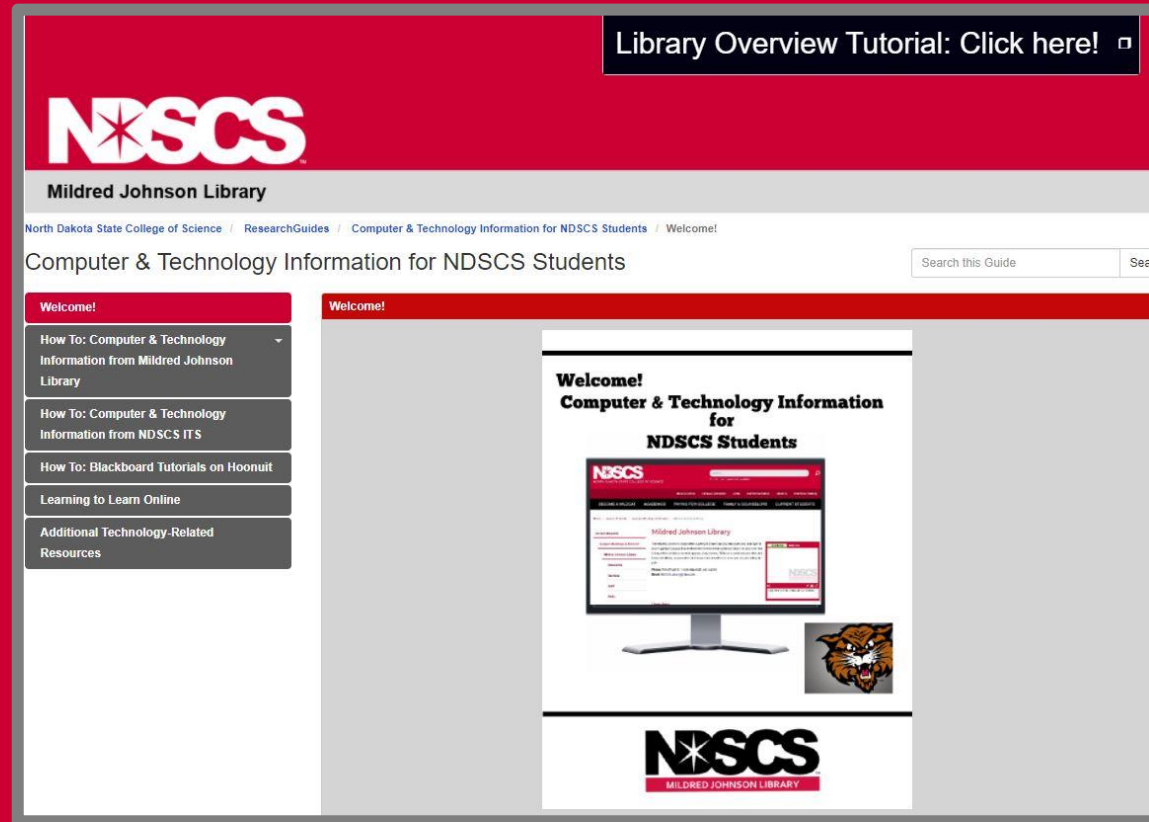
New: Launch the tutorial at the top of the page.



Library Resources: LibGuides

Another notable LibGuide:

Computer & Technology Information for NDSCS Students LibGuide



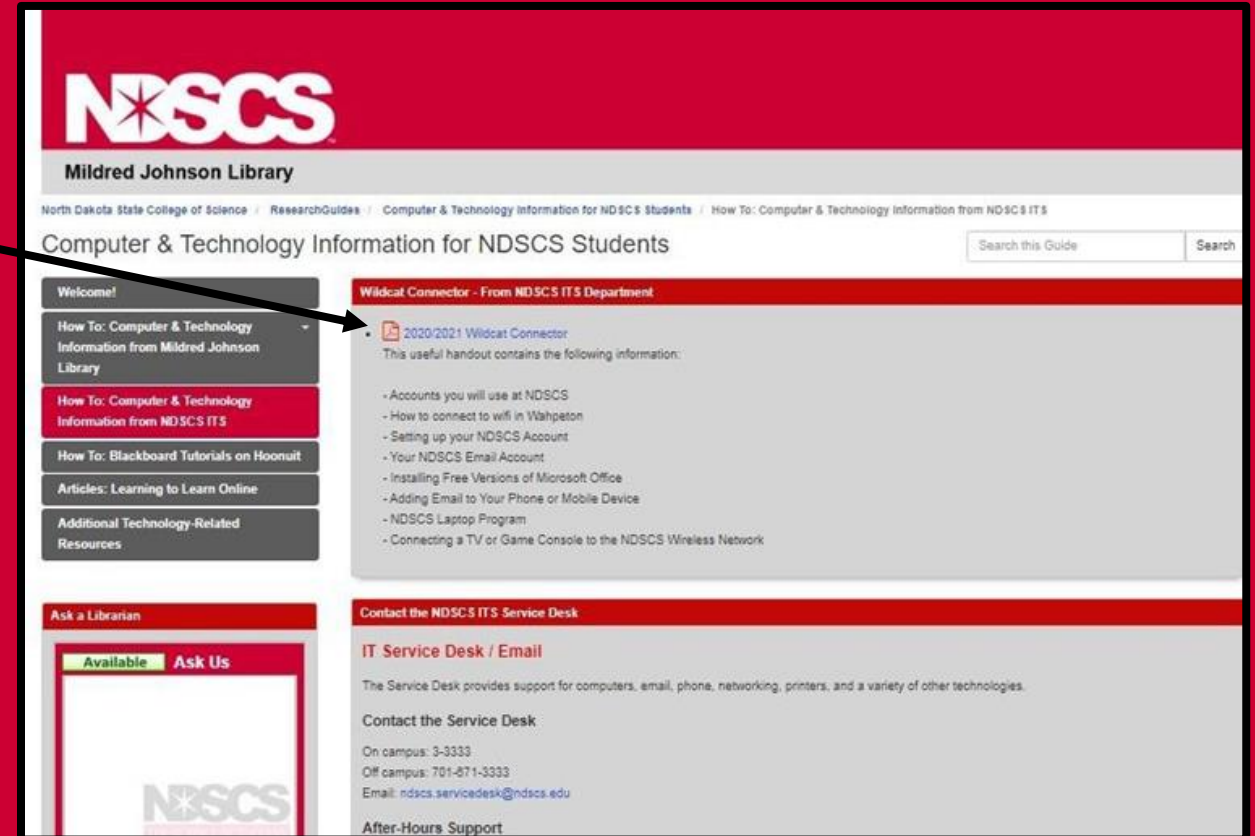

New: Launch the **Library Overview Tutorial** on the **Welcome** tab of the guide!



Library Resources: LibGuides

On this guide, look for the **Wildcat Connector**

Created by the **NDSCS ITS Department**, this is your go-to source for NDSCS technology-related information!



Library Resources: LibGuides

One more notable LibGuide:

Citation Guides LibGuide - Your guide to APA 7th edition & MLA 8th edition!

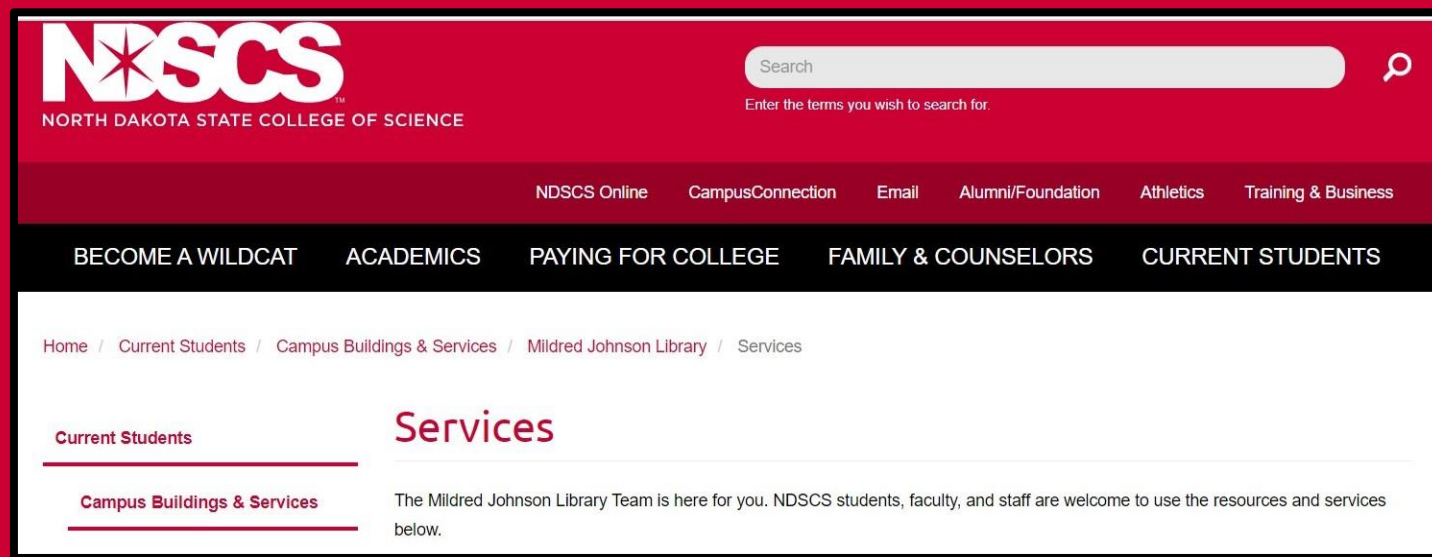
The screenshot shows the NDSCS Mildred Johnson Library website. The main heading is "Citation Guides" with a search bar on the right. A left sidebar contains a "Home" menu with links to "Citation Guides at NDSCS", "Citation Management Sites", "Why Use Citations?", "MLA Style", "APA Style", "Citing Images", "Citing Web Resources", and "Annotated Bibliographies". Below the sidebar is an "Ask a Librarian!" section with an "Available Ask Us" button. The main content area is titled "Citation Guides at NDSCS" and features a graphic with a lightbulb and a brain, with the text "Citations 101". Below the graphic, the text reads: "Use this guide to learn how to cite sources in APA and MLA style formats, the two most commonly used citation styles at NDSCS. contained within this guide is the following information: • **Why Use Citations?** This portion of the citation guide explains the reasons why citations are important in your educational journey and in the real world. In addition, it includes information on plagiarism and why it should be avoided."



Library Services

Located on the library's **Services** page:

- Archives & Digital Collections
- Course Reserves
- InterLibrary Loan (ILL) also known as Resource Sharing
- Suggestion for Purchase



Library Handouts

HOW DO I?

Handouts

FOR STUDENTS:

NDSCS
MILDRED JOHNSON LIBRARY

HOW DO I?

Find Journal Articles:

- Go to [NDSCS.edu/Library](https://ndscs.edu/Library)
- On left side of page click on **Resources**
- Middle of page, under **Search here!** & Anywhere in the record window, type your search term, e.g., **diesel technology** & hit enter
- Narrow your search on the right side of page by **Year**, From 2013 to 2018, Click **Refine**
- Access to over 78,000 recently published, full-text journal articles!

Find CINAHL, Films on Demand, OverDrive & Other Popular Databases:

- Go to [NDSCS.edu/Library](https://ndscs.edu/Library)
- On left side of page click on **Resources**
- At bottom of page, click on the database image you need & you're in!
- No image there? Up in middle of page, click on link under **Electronic Resources A-Z** to find the database you need

Find Guides:

- Go to [NDSCS.edu/Library](https://ndscs.edu/Library)
- On left side of page click on **Resources**
- Middle of page, click on link under **Guides to Help you Use Library Resources**
- Click on **ALL GUIDES** to see over 35!

Revised December 2018

Questions?
Phone: (701) 671-2618
Email: ndscs.library@ndscs.edu

FOR FACULTY:

NDSCS
MILDRED JOHNSON LIBRARY

FACULTY SERVICES

HOW DO I?

Request a Library Instruction Session:

- Go to [NDSCS.edu/Library](https://ndscs.edu/Library)
- On left side of page click on **Services**
- On left side of page click on **Library Instruction Request Form**

Suggest a Resource for Purchase:

- Go to [NDSCS.edu/Library](https://ndscs.edu/Library)
- On left side of page click on **Services**
- On left side of page, click on **Suggestion for Purchase**

Place Items on Course Reserve:

- Go to <https://intranet.ndscs.edu/>
- Scroll down page, on right side of page click on **Library**
- Click on **Access Services**
- Click on **Course Reserve Form**

Any problems completing forms above, please email your request to NDSCS.Library@ndscs.edu

Revised March 2016

Questions?
Phone: (701) 671-2618 Email: ndscs.library@ndscs.edu



Library Handouts

Off-Campus Access to Library Resources

Located on the **Resources** page, under **Popular Resources**:

[How to Access Library Resources Off-Campus](#)

The screenshot displays a grid of digital resource logos under the heading "Popular Resources". At the top left of the grid is a PDF icon and the text "How to Access Library Resources Off-Campus". The resources shown include:

- FILMS ON DEMAND (DIGITAL EDUCATIONAL VIDEO)
- ALEXANDER STREET PRESS
- CINAHL
- OverDrive Borrow eBooks & audiobooks
- EBSCO eBooks Academic Collection
- DENTISTRY & ORAL SCIENCES SOURCE
- hoonut BY ATOMIC LEARNING for Higher Education
- MANGO
- A to Z World Food
- kanopy (Ready. Set. Stream. 1000's of movies to watch)



Library Handouts

Off-Campus Access to Library Resources

When off-campus, click on any of the library's resource links and you will be directed to an ODIN log-in page.

1.) Select: **NDSCS** from menu.

2.) Click:

Login Using Your NDUS Credentials.

3.) Use the **same credentials** as you use for Campus Connection & Blackboard log-in:

(**firstname.lastname** and **password**).*

Step #1:

Step #2:

Step #3:

* **NOTE:** For some library resources, this login will appear red and white (rather than black and white as shown above). Use **NDUS credentials** for both.



Questions?

Note: If you have additional library-related questions or concerns, please contact us:

- In person – stop in and speak directly to a library staff member
- By phone: (701) 671-2618
- By email: ndscs.library@ndscs.edu
- Chat Reference - available during the library's regular hours of operation

Follow us on Social Media



Mildred Johnson Library

Library Overview

Thank you!



NORTH DAKOTA STATE COLLEGE OF SCIENCE