

Mildred Johnson Library

Spring 2020
Library Overview



Amy Carson
Library Coordinator

Mildred Johnson Library (MJL) Information:

- **Library Resources & Services offered**
- **Library Handouts & Forms available**
- **How to: Off-campus access to library resources**

Where to find MJL online

On ndscs.edu – *Library* link located under *Resources* column

or

ndscs.edu/library

Once on the library's web pages:

Chat Reference - during library's hours of operation



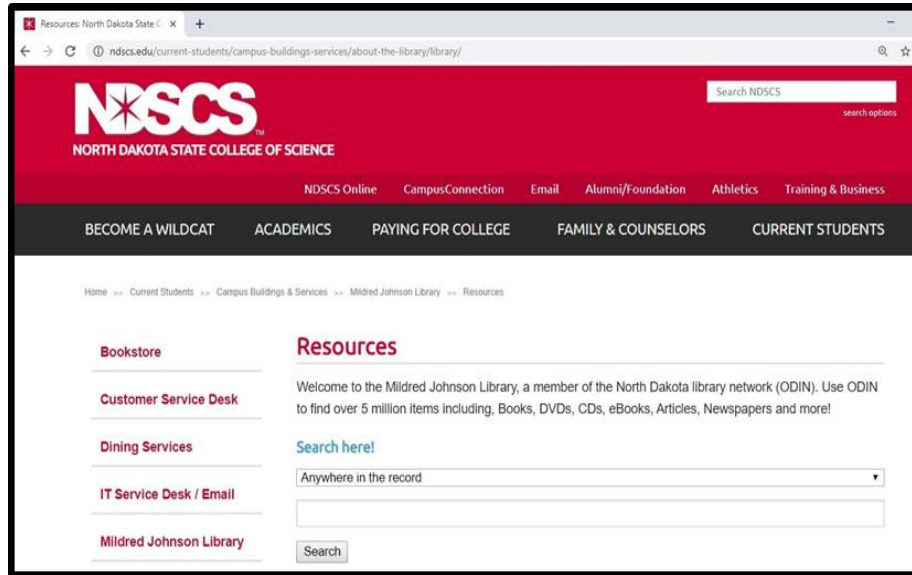
Your NDSCS ID card is your library card!



Library Resources

Use your card to check-out library materials.

Search the library's catalog using the search box located on the **Resources** page.



Library Resources


Located on the library's
Resources page,
links to:

Popular Resources

&

Electronic Resources A-Z
link

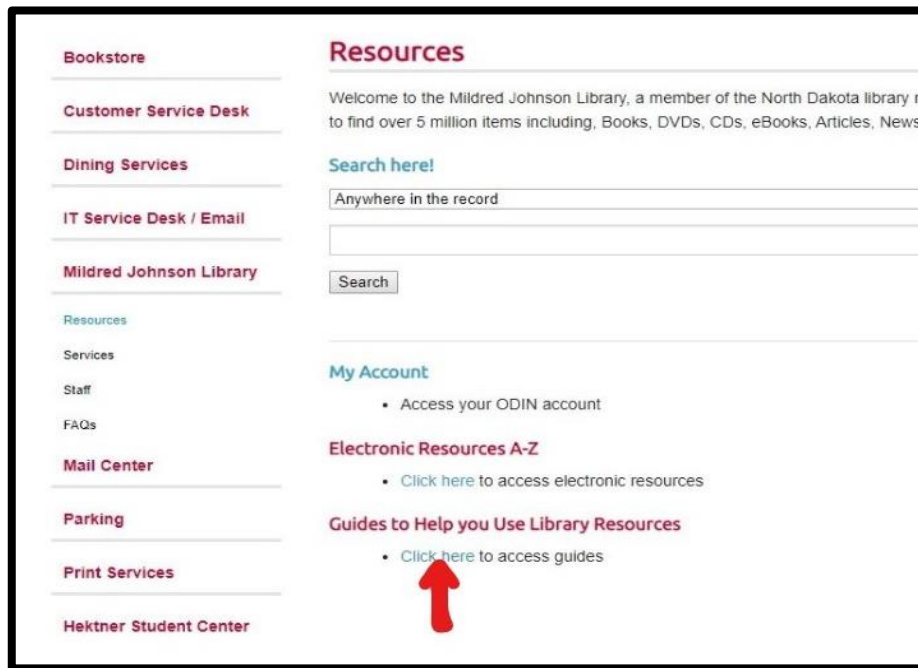
90+ databases
available



Library Resources

Also located on the **Resources** page, a link to the library's **LibGuides** (or Research Guides).

40 LibGuides available



The screenshot shows a website layout with a left-hand navigation menu and a main content area. The navigation menu includes links for Bookstore, Customer Service Desk, Dining Services, IT Service Desk / Email, Mildred Johnson Library, Resources, Services, Staff, FAQs, Mail Center, Parking, Print Services, and Hektner Student Center. The main content area features a 'Resources' section with a welcome message, a search bar, and a 'My Account' section. Below these, there is a section titled 'Electronic Resources A-Z' and another titled 'Guides to Help you Use Library Resources'. A red arrow points to a link in the 'Guides to Help you Use Library Resources' section.

Bookstore

Customer Service Desk

Dining Services

IT Service Desk / Email

Mildred Johnson Library

Resources

Services

Staff

FAQs

Mail Center

Parking

Print Services

Hektner Student Center

Resources

Welcome to the Mildred Johnson Library, a member of the North Dakota library network. We have a variety of resources available to find over 5 million items including, Books, DVDs, CDs, eBooks, Articles, News, etc.

Search here!

Anywhere in the record

Search

My Account

- Access your ODIN account

Electronic Resources A-Z

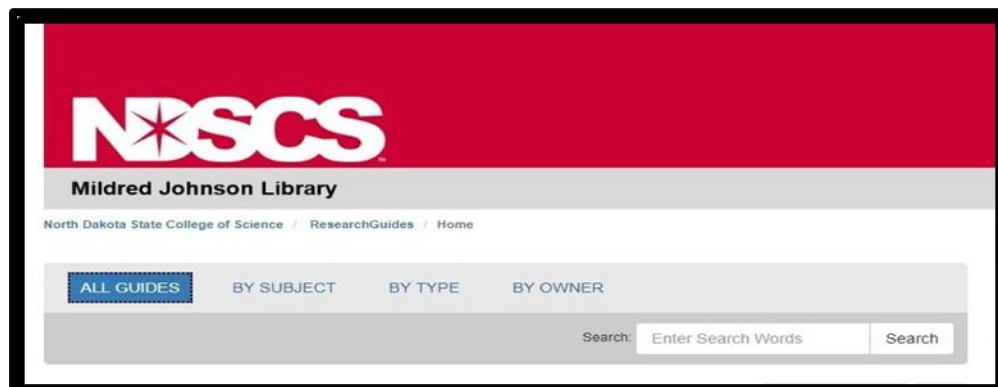
- [Click here](#) to access electronic resources

Guides to Help you Use Library Resources

- [Click here](#) to access guides

Library Resources

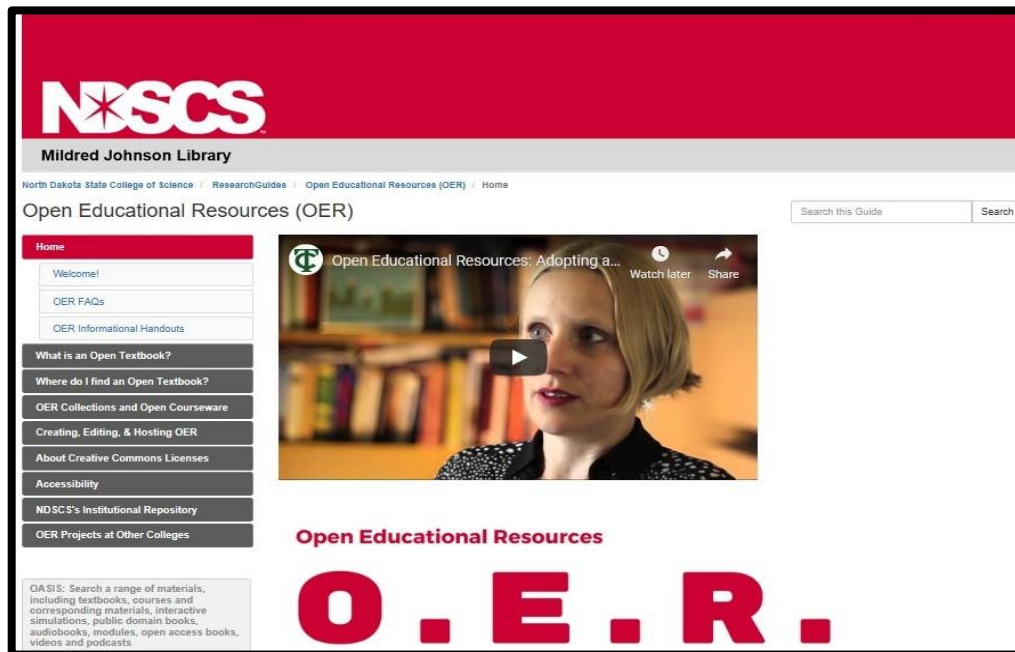
Click on the
ALL GUIDES
button to view
full list of
LibGuides.



Library Resources

One notable
LibGuide:

**Open
Educational
Resources
(O.E.R.)
LibGuide**

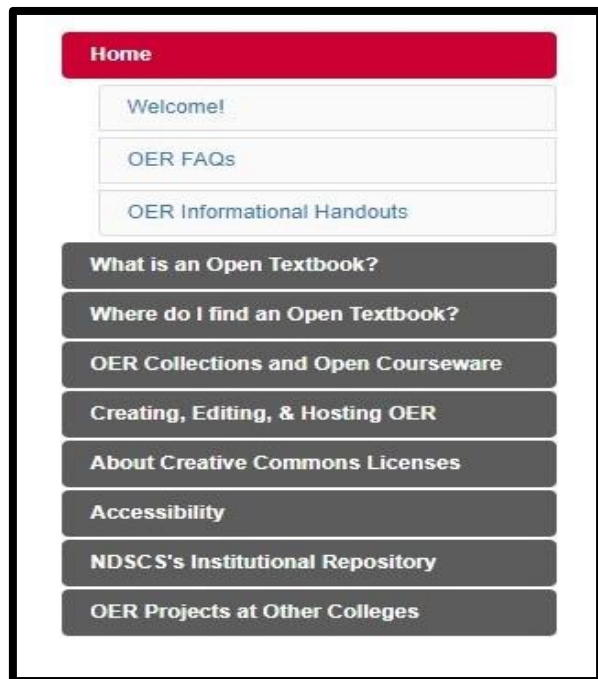


The screenshot shows the NDSCS Mildred Johnson Library website. At the top is the NDSCS logo. Below it is the library name and a breadcrumb trail: North Dakota State College of Science / ResearchGuides / Open Educational Resources (OER) / Home. A search bar is located on the right. The main heading is "Open Educational Resources (OER)". On the left is a navigation menu with links: Home, Welcome!, OER FAQs, OER Informational Handouts, What is an Open Textbook?, Where do I find an Open Textbook?, OER Collections and Open Courseware, Creating, Editing, & Hosting OER, About Creative Commons Licenses, Accessibility, NDSCS's Institutional Repository, and OER Projects at Other Colleges. The main content area features a video player with a play button and a video thumbnail showing a woman in a library. Below the video is the text "Open Educational Resources" and "O.E.R." in large red letters. At the bottom left, there is a text box with the following text: "OASIS: Search a range of materials, including textbooks, courses and corresponding materials, interactive simulations, public domain books, audiobooks, modules, open access books, videos and podcasts."

Library Resources

Topics
covered:

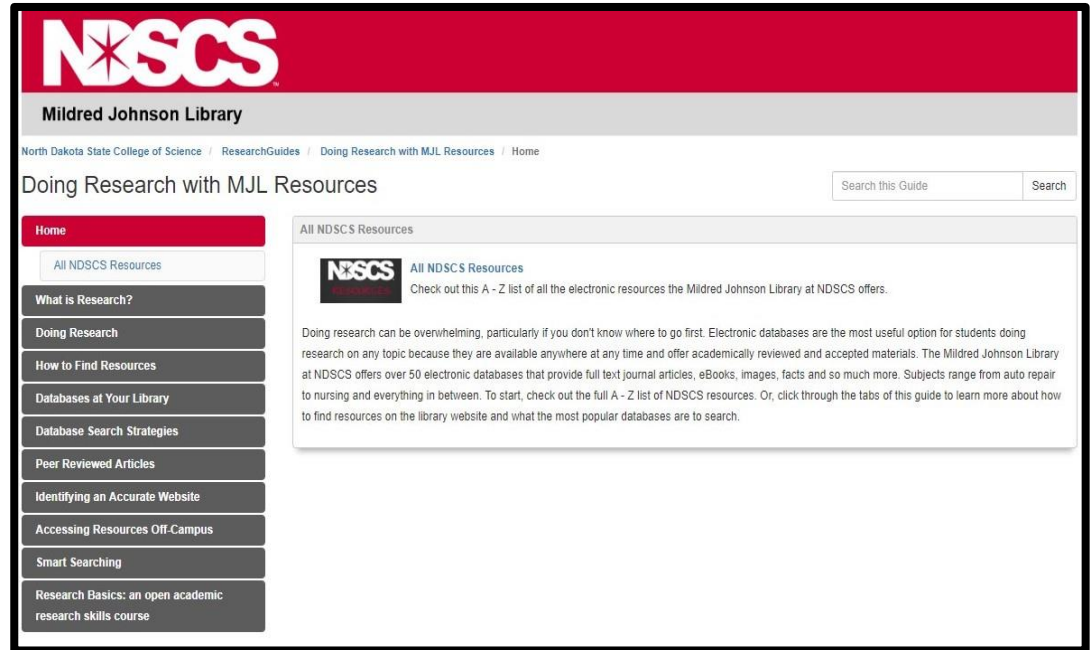
Open
Educational
Resources
(O.E.R)
LibGuide



Library Resources

Another
notable
LibGuide:

**Doing Research
with
MJL Resources
LibGuide**

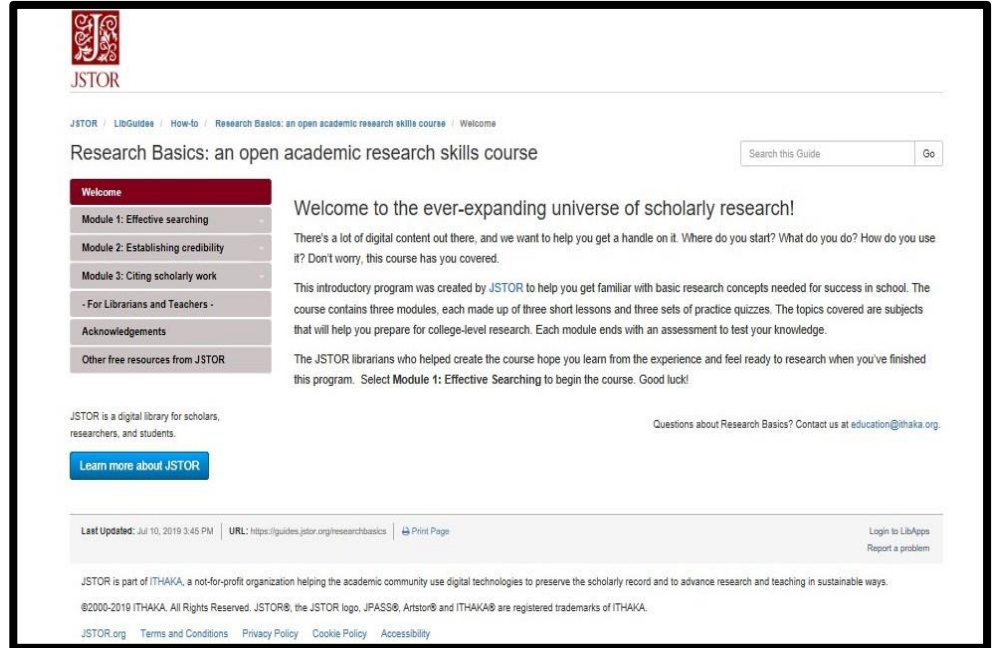


The screenshot shows the website for the Mildred Johnson Library at NDSCS. The page features a red header with the NDSCS logo and the text "Mildred Johnson Library". Below the header is a navigation bar with the text "North Dakota State College of Science / ResearchGuides / Doing Research with MJL Resources / Home". The main content area is titled "Doing Research with MJL Resources" and includes a search box with the text "Search this Guide" and a "Search" button. On the left side, there is a vertical menu with the following items: "Home" (highlighted in red), "All NDSCS Resources", "What is Research?", "Doing Research", "How to Find Resources", "Databases at Your Library", "Database Search Strategies", "Peer Reviewed Articles", "Identifying an Accurate Website", "Accessing Resources Off-Campus", "Smart Searching", and "Research Basics: an open academic research skills course". The main content area on the right is titled "All NDSCS Resources" and includes a sub-header "All NDSCS Resources" with a small NDSCS logo. Below this is a paragraph of text: "Check out this A - Z list of all the electronic resources the Mildred Johnson Library at NDSCS offers. Doing research can be overwhelming, particularly if you don't know where to go first. Electronic databases are the most useful option for students doing research on any topic because they are available anywhere at any time and offer academically reviewed and accepted materials. The Mildred Johnson Library at NDSCS offers over 50 electronic databases that provide full text journal articles, eBooks, images, facts and so much more. Subjects range from auto repair to nursing and everything in between. To start, check out the full A - Z list of NDSCS resources. Or, click through the tabs of this guide to learn more about how to find resources on the library website and what the most popular databases are to search."

Library Resources

Be sure to check out the tab:

- **JSTOR's Research Basics: an open academic research skills course**



The screenshot shows the JSTOR website page for the 'Research Basics: an open academic research skills course'. The page features a navigation menu with 'Welcome' selected, and a list of modules including 'Effective searching', 'Establishing credibility', and 'Citing scholarly work'. The main content area contains a welcome message and a description of the course. A search bar is located in the top right corner, and a 'Learn more about JSTOR' button is at the bottom left. The footer includes copyright information and links to various policies.

JSTOR

JSTOR / LibGuides / How-to / Research Basics: an open academic research skills course / Welcome

Research Basics: an open academic research skills course

Welcome

Module 1: Effective searching

Module 2: Establishing credibility

Module 3: Citing scholarly work

- For Librarians and Teachers -

Acknowledgements

Other free resources from JSTOR

Welcome to the ever-expanding universe of scholarly research!

There's a lot of digital content out there, and we want to help you get a handle on it. Where do you start? What do you do? How do you use it? Don't worry, this course has you covered.

This introductory program was created by JSTOR to help you get familiar with basic research concepts needed for success in school. The course contains three modules, each made up of three short lessons and three sets of practice quizzes. The topics covered are subjects that will help you prepare for college-level research. Each module ends with an assessment to test your knowledge.

The JSTOR librarians who helped create the course hope you learn from the experience and feel ready to research when you've finished this program. Select **Module 1: Effective Searching** to begin the course. Good luck!

JSTOR is a digital library for scholars, researchers, and students. [Questions about Research Basics? Contact us at education@jstora.org.](mailto:education@jstora.org)

[Learn more about JSTOR](#)

Last Updated: Jul 10, 2019 3:45 PM | URL: <https://guides.jstor.org/researchbasics> | [Print Page](#) | [Login to LibApps](#) | [Report a problem](#)

JSTOR is part of ITHAKA, a not-for-profit organization helping the academic community use digital technologies to preserve the scholarly record and to advance research and teaching in sustainable ways.


©2000-2019 ITHAKA. All Rights Reserved. JSTOR®, the JSTOR logo, JPASS®, Artstor® and ITHAKA® are registered trademarks of ITHAKA.

[JSTOR.org](#) | [Terms and Conditions](#) | [Privacy Policy](#) | [Cookie Policy](#) | [Accessibility](#)

Library Resources

One more notable
LibGuide:

**Citation
Guides
LibGuide -
Your guide to
APA & MLA!**



The screenshot shows the NDSCS Citation Guides LibGuide page. The header features the NDSCS logo and the text "Mildred Johnson Library". Below the header, there is a navigation menu with "Citation Guides" selected. The main content area is titled "Citation Guides at NDSCS" and features a large graphic with a lightbulb and a brain, with the text "Citations 101". Below the graphic, there is a search bar and a list of information contained within the guide, including sections on "Why Use Citations?", "MLA Style", "APA Style", and "Citation Shortcuts".

NDSCS
Mildred Johnson Library

North Dakota State College of Science / Research Guides / Citation Guides / Home

Citation Guides

Search this Guide

Home

- Citation Guides at NDSCS
- Citation Management Sites

Why Use Citations?

- MLA Style
- APA Style
- APA 7th Edition
- Citing Images
- Citing Web Resources
- Annotated Bibliographies

Ask a Librarian!

Available Ask Us

NDSCS

Type here to chat. Press ENTER to

Citation Guides at NDSCS

Citations 101

Use this guide to learn how to cite sources in APA and MLA style formats, the two most commonly used citation styles at NDSCS.

Contained within this guide is the following information:

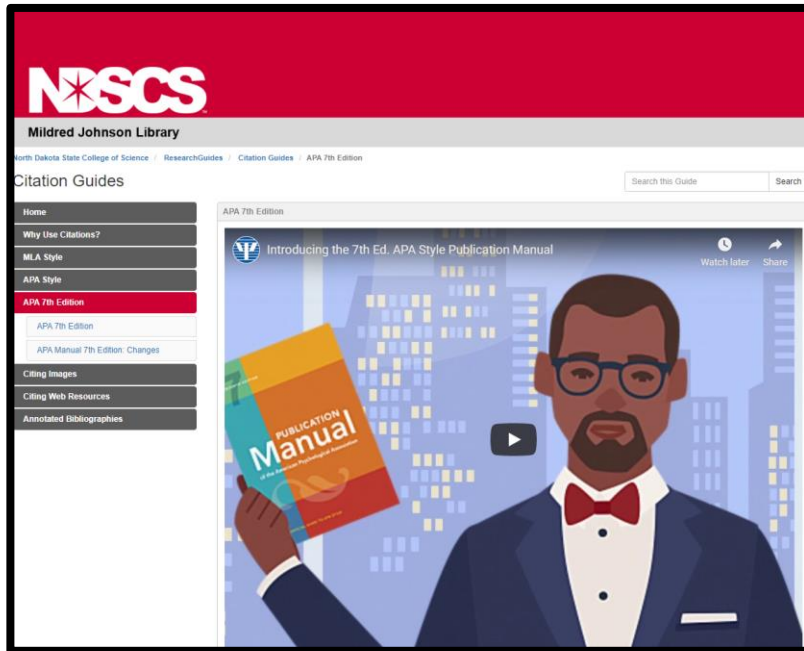

- Why Use Citations?** This portion of the citation guide explains the reasons why citations are important in your educational journey and in the real world. In addition, it includes information on plagiarism and why it should be avoided.
- MLA Style.** The most commonly used citation style for literature and the humanities, this portion of the guide gives the specifics on how to cite your sources using MLA format, with examples.
- APA Style.** APA style citations are mainly used in social and hard science works. This portion of the guide explains how to use APA style citations and gives commonly used citation examples.
- Citation Shortcuts.** Many websites and databases offer citation help and create citations automatically. The best of these resources are included in the portion of the guide.

Library Resources

A recently **added** tab on the
Citation Guides
LibGuide:

- **APA 7th edition**
October 2019

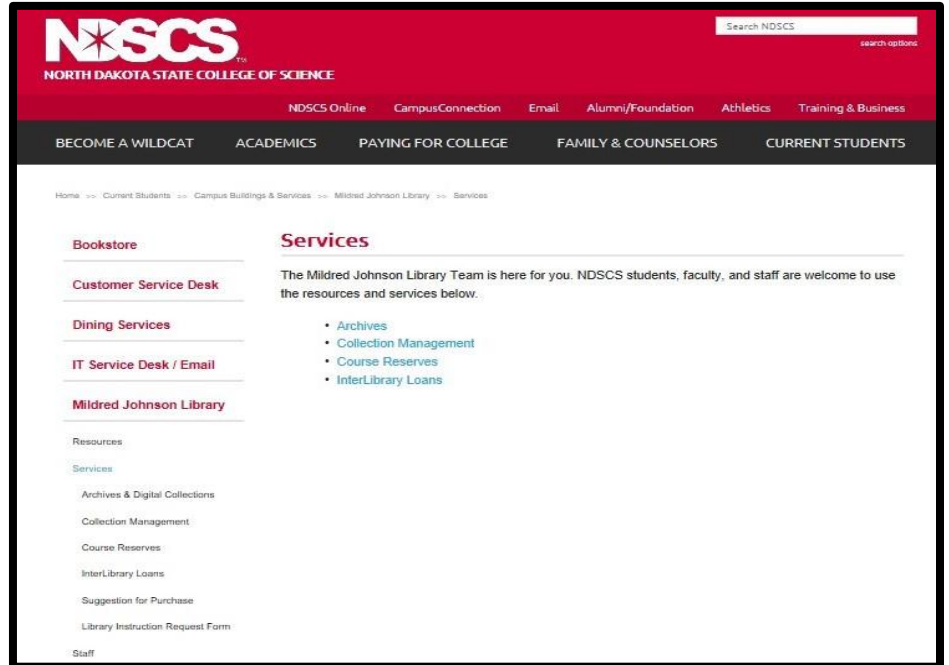
NOTE: Available from
Course Reserves now.



Library Services

Links available on the library's **Services** page:

- **Archives & Digital Collections**
- **Course Reserves**
- **InterLibrary Loan**
- **Suggestion for Purchase**
- **Library Instruction Request**



The screenshot shows the NDSCS website's navigation and content. The top navigation bar includes links for NDSCS Online, CampusConnection, Email, Alumni/Foundation, Athletics, and Training & Business. Below this is a secondary navigation bar with links for BECOME A WILDCAT, ACADEMICS, PAYING FOR COLLEGE, FAMILY & COUNSELORS, and CURRENT STUDENTS. The main content area features a breadcrumb trail: Home >> Current Students >> Campus Buildings & Services >> Mildred Johnson Library >> Services. The 'Services' section is highlighted and contains a list of links: Archives, Collection Management, Course Reserves, and InterLibrary Loans. A sidebar on the left lists various library services and resources, including Archives & Digital Collections, Collection Management, Course Reserves, InterLibrary Loans, Suggestion for Purchase, Library Instruction Request Form, and Staff.

HOW DO I?

Find Journal Articles:

- Go to [NDSCS.edu/Library](https://ndscs.edu/Library)
- On left side of page click on **Resources**
- Middle of page, under **Search here!** & **Anywhere** in the record window, type your search term, e.g., **diesel technology** & hit enter
- Narrow your search on the right side of page by **Year**, From 2013 to 2018, Click **Refine**
- Access to over 78,000 recently published, full-text journal articles!

Find CINAHL, Films on Demand, OverDrive & Other Popular Databases:

- Go to [NDSCS.edu/Library](https://ndscs.edu/Library)
- On left side of page click on **Resources**
- At bottom of page, click on the database image you need & you're in!
- No image there? Up in middle of page, click on link under **Electronic Resources A-Z** to find the database you need

Find Guides:

- Go to [NDSCS.edu/Library](https://ndscs.edu/Library)
- On left side of page click on **Resources**
- Middle of page, click on link under **Guides to Help you Use Library Resources**
- Click on **ALL GUIDES** to see over 35!

Revised December 2018

Questions?

Phone: (701) 671-2618
Email: ndscs.library@ndscs.edu



HOW DO I?

Handouts

FOR
STUDENTS:

FOR
FACULTY:

FACULTY SERVICES

HOW DO I?

Request a Library Instruction Session:

- Go to [NDSCS.edu/Library](https://ndscs.edu/Library)
- On left side of page click on **Services**
- On left side of page click on **Library Instruction Request Form**

Suggest a Resource for Purchase:

- Go to [NDSCS.edu/Library](https://ndscs.edu/Library)
- On left side of page click on **Services**
- On left side of page, click on **Suggestion for Purchase**

Place Items on Course Reserve:

- Go to <https://intranet.ndscs.edu/>
- Scroll down page, on right side of page click on **Library**
- Click on **Access Services**
- Click on **Course Reserve Form**

Any problems completing forms above, please email your request to NDSCS.Library@ndscs.edu

Revised March 2019

Questions?

Phone: (701) 671-2618 Email: ndscs.library@ndscs.edu



Off-Campus Access to Library Resources

NOTE: The [How to Access Library Resources Off-Campus](#) form is available for download from the [Resources](#) page, under [Popular Resources](#)

When off-campus, click on any of the Library's resource links, such as *Films on Demand*, and you will be directed to an ODIN log-in page.

Use the same credentials (**firstname.lastname** and **password**) as used for Campus Connection.



[Login as Guest](#)

Library Barcode or NDUS Account:
14 digit barcode or first-name.last-name [Help](#)

Password:

User Verification Source:

- ODIN Libraries Shared User File
- ND Youth Correction Center User File

[Login](#) [Back](#)

Login

Questions?

Note: If you have additional library-related questions or concerns, please contact us:

- In person – stop in and speak directly to a library staff member
- By phone: (701) 671-2618
- By email: ndscs.library@ndscs.edu
- Chat Reference - available during the library's regular hours of operation

Mildred Johnson Library

Spring 2020
Library Overview

Thank you!



Amy Carson
Library Coordinator