

# Mildred Johnson Library

Spring 2020  
Library Overview



Amy Carson  
Library Coordinator

## **Mildred Johnson Library (MJL) Information:**

- Library Resources & Services offered
- Library Handouts & Forms available
- How to: Off-campus access to library resources

# Where to find MJL online

On [ndscs.edu](https://ndscs.edu) – *Library* link located under *Resources* column  
or

[ndscs.edu/library](https://ndscs.edu/library)

Once on the library's web pages:

Chat Reference - during library's hours of operation





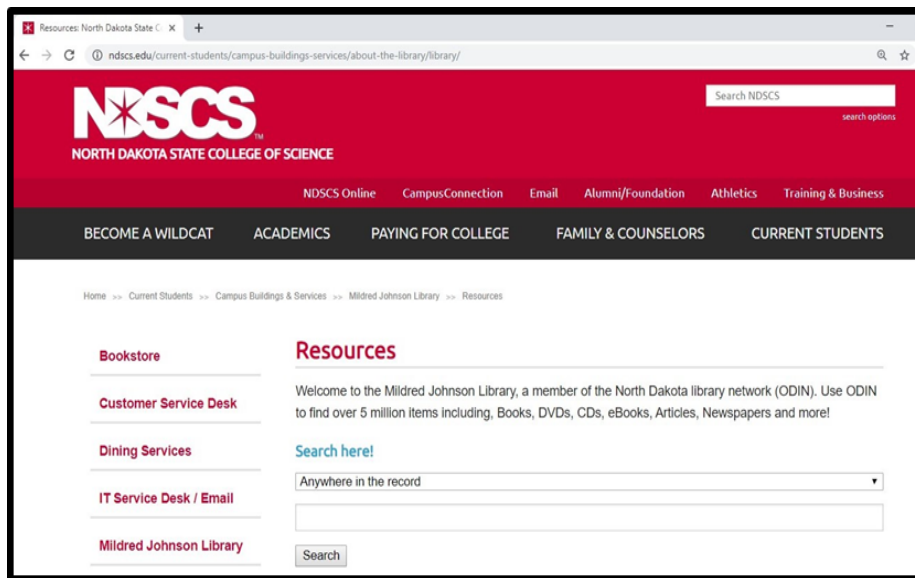
# Your NDSCS ID card is your library card!



# Library Resources

Use your card to check-out library materials.

Search the library's catalog using the search box located on the **Resources** page.




# Library Resources

Located on the library's  
**Resources** page,  
links to:

**Popular Resources**  
&  
**Electronic Resources A-Z**  
link

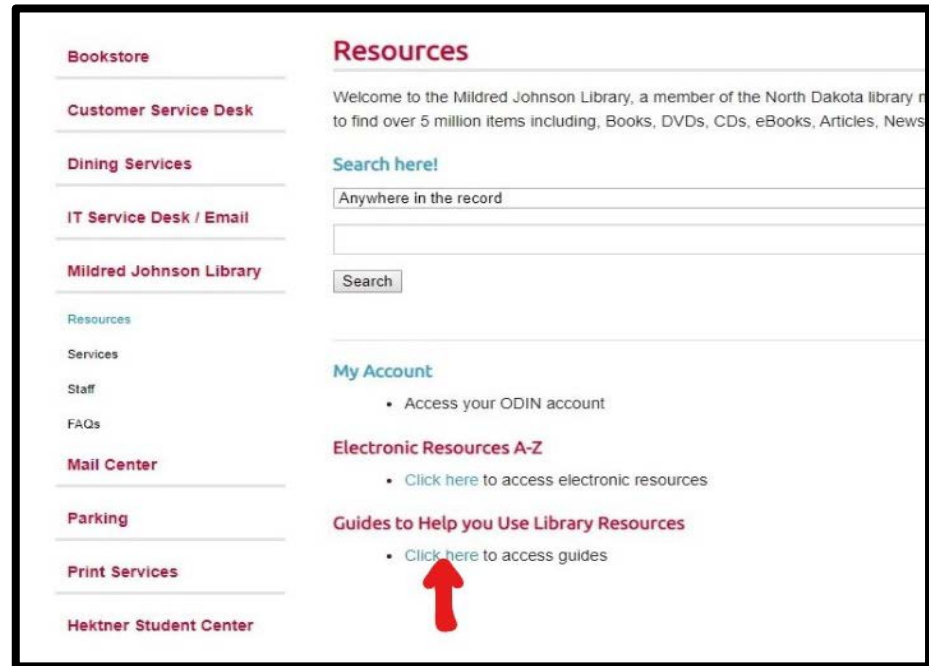
**90+** databases  
available



# Library Resources

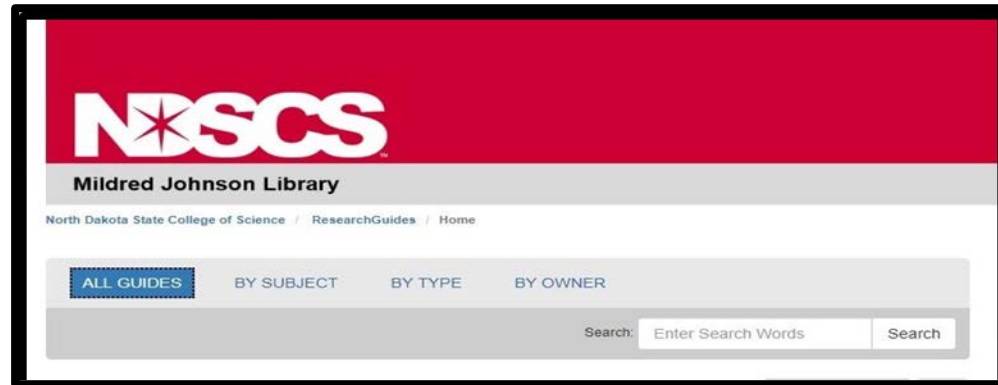
Also located on the  
**Resources** page,  
a link to the library's  
**LibGuides**  
(or Research Guides).

**40** LibGuides  
available



# Library Resources

Click on the  
**ALL GUIDES**  
button to view  
full list of  
LibGuides.

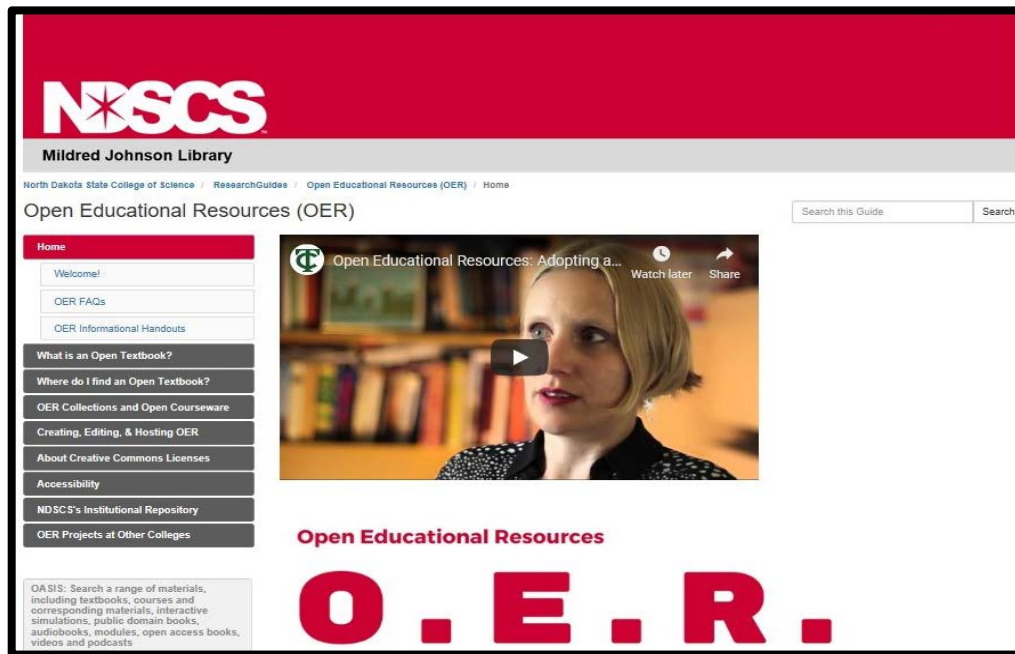




# Library Resources

One notable  
LibGuide:

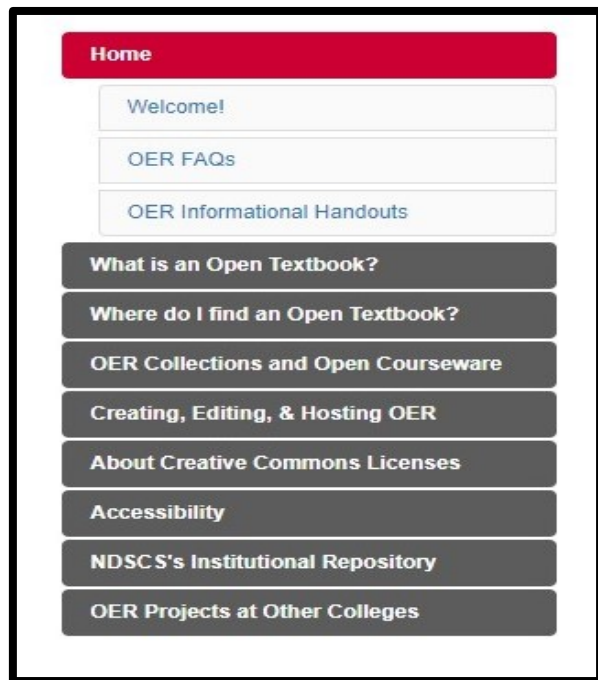
**Open  
Educational  
Resources  
(O.E.R.)  
LibGuide**



# Library Resources

**Topics  
covered:**

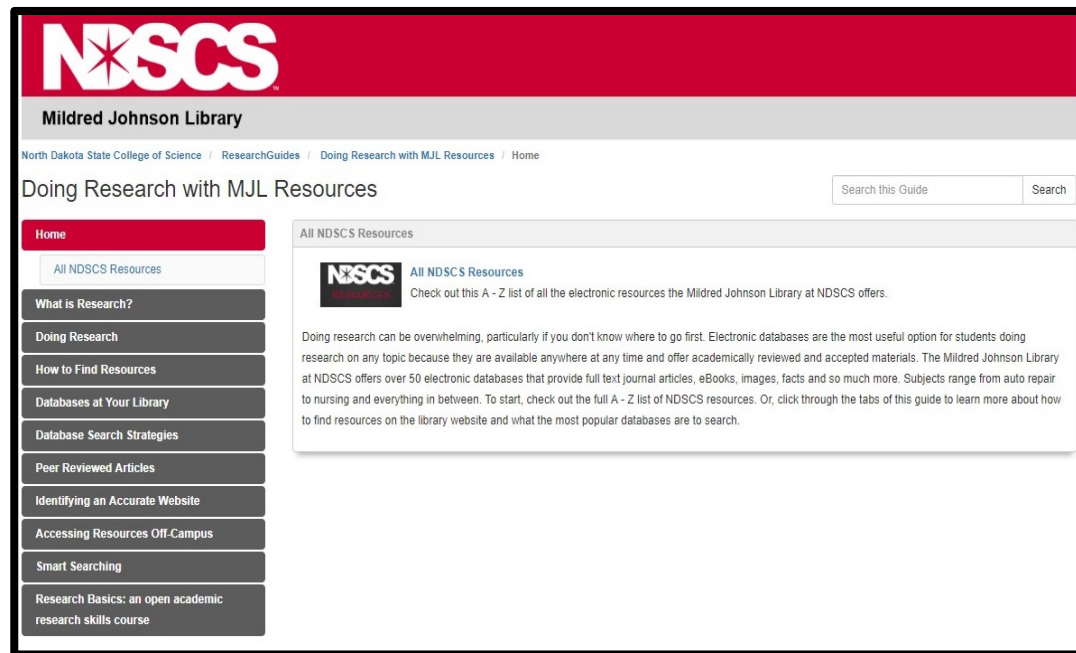
**Open  
Educational  
Resources  
(O.E.R)  
LibGuide**



# Library Resources

Another  
notable  
LibGuide:

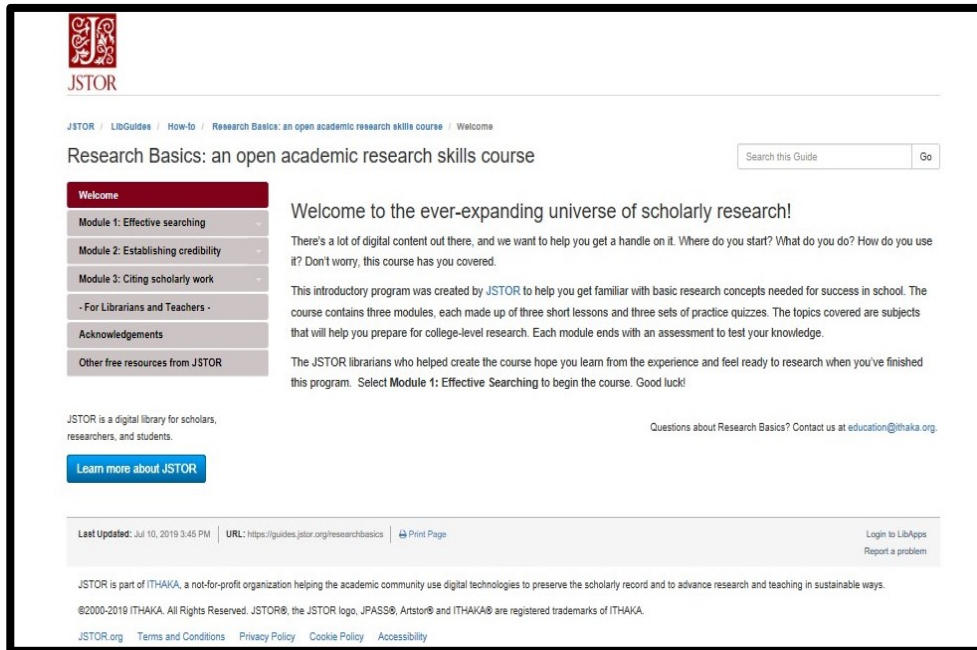
**Doing Research  
with  
MJL Resources  
LibGuide**



# Library Resources

Be sure to check out the tab:

- **JSTOR's Research Basics: an open academic research skills course**




The screenshot shows the JSTOR Research Basics course page. At the top is the JSTOR logo. Below it is a breadcrumb trail: JSTOR / LibGuides / How-to / Research Basics: an open academic research skills course / Welcome. The main title is "Research Basics: an open academic research skills course". To the right is a search bar with the text "Search this Guide" and a "Go" button. On the left is a sidebar with a "Welcome" section and a list of modules: "Module 1: Effective searching", "Module 2: Establishing credibility", "Module 3: Citing scholarly work", "- For Librarians and Teachers -", "Acknowledgements", and "Other free resources from JSTOR". The main content area has a heading "Welcome to the ever-expanding universe of scholarly research!" followed by a paragraph: "There's a lot of digital content out there, and we want to help you get a handle on it. Where do you start? What do you do? How do you use it? Don't worry, this course has you covered." Below this is another paragraph: "This introductory program was created by JSTOR to help you get familiar with basic research concepts needed for success in school. The course contains three modules, each made up of three short lessons and three sets of practice quizzes. The topics covered are subjects that will help you prepare for college-level research. Each module ends with an assessment to test your knowledge." The final paragraph says: "The JSTOR librarians who helped create the course hope you learn from the experience and feel ready to research when you've finished this program. Select Module 1: Effective Searching to begin the course. Good luck!" At the bottom left is a button that says "Learn more about JSTOR". At the bottom right is a link: "Questions about Research Basics? Contact us at [education@ithaka.org](mailto:education@ithaka.org)." The footer contains the text: "JSTOR is a digital library for scholars, researchers, and students." and "Last Updated: Jul 10, 2019 3:45 PM | URL: <https://guides.jstor.org/researchbasics> | Print Page". There are also links for "Login to LibApps" and "Report a problem". At the very bottom is a disclaimer: "JSTOR is part of ITHAKA, a not-for-profit organization helping the academic community use digital technologies to preserve the scholarly record and to advance research and teaching in sustainable ways. ©2000-2019 ITHAKA. All Rights Reserved. JSTOR®, the JSTOR logo, JPASS®, Artstor® and ITHAKA® are registered trademarks of ITHAKA." and a row of links: "JSTOR.org", "Terms and Conditions", "Privacy Policy", "Cookie Policy", and "Accessibility".

# Library Resources

One more notable  
LibGuide:

**Citation  
Guides  
LibGuide -  
Your guide to  
APA & MLA!**




# Library Resources

Recently **updated**: **APA style** tab on the **Citation Guides LibGuide**:

**NOTE: APA 7<sup>th</sup> edition**

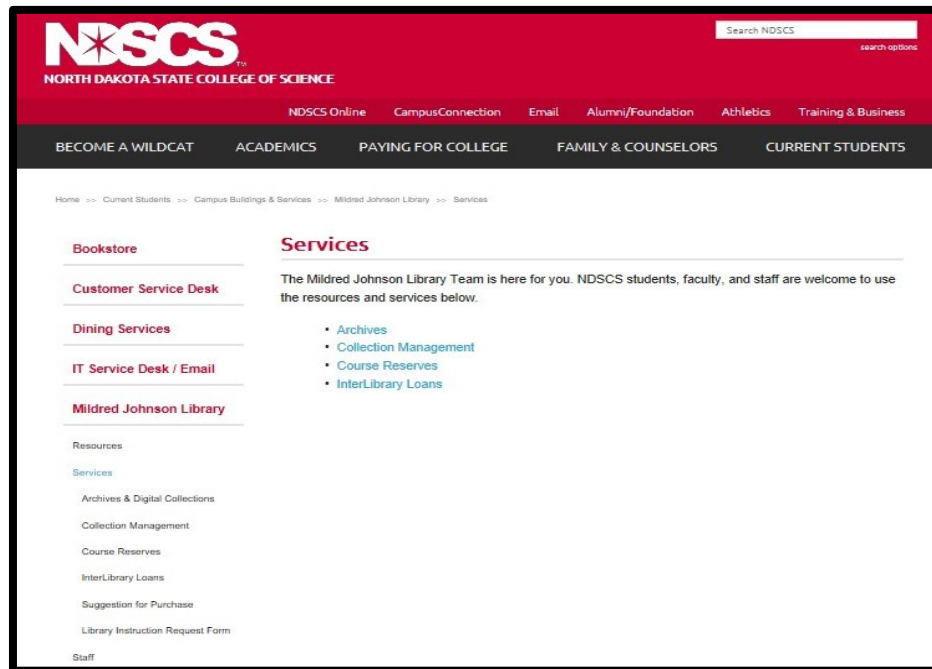
Available from  
Course Reserves now!



# Library Services

Links available on the library's  
**Services** page:

- Archives & Digital Collections
- Course Reserves
- InterLibrary Loan
- Suggestion for Purchase
- Library Instruction Request



### HOW DO I?

#### Find Journal Articles:

- Go to [NDSCS.edu/Library](https://ndscs.edu/Library)
- On left side of page click on **Resources**
- Middle of page, under **Search here!** & **Anywhere in the record window**, type your search term, e.g., **diesel technology** & hit enter
- Narrow your search on the right side of page by **Year**, From 2013 to 2018, Click **Refine**
- Access to over 78,000 recently published, full-text journal articles!

#### Find CINAHL, Films on Demand, OverDrive & Other Popular Databases:

- Go to [NDSCS.edu/Library](https://ndscs.edu/Library)
- On left side of page click on **Resources**
- At bottom of page, click on the database image you need & you're in!
- No image there? Up in middle of page, click on link under **Electronic Resources A-Z** to find the database you need

#### Find Guides:

- Go to [NDSCS.edu/Library](https://ndscs.edu/Library)
- On left side of page click on **Resources**
- Middle of page, click on link under **Guides to Help you Use Library Resources**
- Click on **ALL GUIDES** to see over 35!

Revised December 2018

#### Questions?

Phone: (701) 671-2618  
Email: [ndscs.library@ndscs.edu](mailto:ndscs.library@ndscs.edu)



# HOW DO I?

## Handouts

FOR  
STUDENTS:

FOR  
FACULTY:

## FACULTY SERVICES

### HOW DO I?

#### Request a Library Instruction Session:

- Go to [NDSCS.edu/Library](https://ndscs.edu/Library)
- On left side of page click on **Services**
- On left side of page click on **Library Instruction Request Form**

#### Suggest a Resource for Purchase:

- Go to [NDSCS.edu/Library](https://ndscs.edu/Library)
- On left side of page click on **Services**
- On left side of page, click on **Suggestion for Purchase**

#### Place Items on Course Reserve:

- Go to <https://intranet.ndscs.edu/>
- Scroll down page, on right side of page click on **Library**
- Click on **Access Services**
- Click on **Course Reserve Form**

Any problems completing forms above, please email your request to [NDSCS.Library@ndscs.edu](mailto:NDSCS.Library@ndscs.edu)

Revised March 2019

#### Questions?

Phone: (701) 671-2618 Email: [ndscs.library@ndscs.edu](mailto:ndscs.library@ndscs.edu)





# Off-Campus Access to Library Resources

NOTE: The [How to Access Library Resources Off-Campus](#) form is available for download from the [Resources](#) page, under [Popular Resources](#)

When off-campus, click on any of the Library's resource links, such as *Films on Demand*, and you will be directed to an ODIN log-in page.

Use the same credentials (**firstname.lastname** and **password**) as used for Campus Connection.



[Login as Guest](#)

Library Barcode or NDUS Account:   
14 digit barcode or first-name.last-name [Help](#)

Password:

User Verification Source:  
☒ ODIN Libraries Shared User File  
☐ ND Youth Correction Center User File

[Login](#) [Back](#)

Login

# Questions?

Note: If you have additional library-related questions or concerns, please contact us:

- In person – stop in and speak directly to a library staff member
- By phone: (701) 671-2618
- By email: [ndscs.library@ndscs.edu](mailto:ndscs.library@ndscs.edu)
- Chat Reference - available during the library's regular hours of operation

# Mildred Johnson Library

Spring 2020  
Library Overview

Thank you!



Amy Carson  
Library Coordinator