

Mildred Johnson Library

Library Overview



Mildred Johnson Library (MJL) Information:

- **Library Resources & Services offered**
- **Library Handouts & Forms available**
- **How to: Off-campus access to library resources**

Where to find MJL online

On ndscs.edu – *Library* link located under *Resources* column

or

ndscs.edu/library

Once on the library's web pages:

Chat Reference - during library's hours of operation



Your NDSCS ID card is your library card!



Library Resources

Use your card to check-out library materials.

Search the library's catalog using the search box located on the *Resources* page.

Resources

Welcome to the Mildred Johnson Library, a member of the North Dakota library network (ODIN). Find over 5 million items including books, DVDs, CDs, eBooks, articles, newspapers and more!

Search here!

Anywhere in the record




Library Resources

Located on the library's
Resources page,
links to:

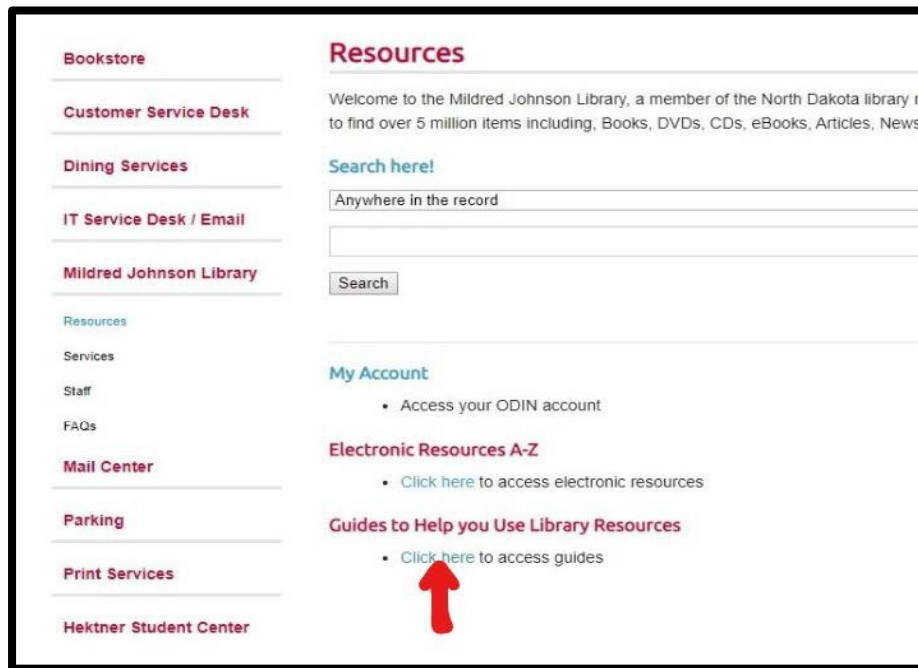
Popular Resources
&
Electronic Resources A-Z
link

90+ databases
available



Library Resources

Also located on the **Resources** page, a link to the library's **LibGuides** (or Research Guides).



The screenshot shows a library website with a left-hand navigation menu and a main content area. The navigation menu includes links for Bookstore, Customer Service Desk, Dining Services, IT Service Desk / Email, Mildred Johnson Library, Resources, Services, Staff, FAQs, Mail Center, Parking, Print Services, and Hektner Student Center. The main content area features a 'Resources' section with a welcome message, a search bar, and links to 'My Account', 'Electronic Resources A-Z', and 'Guides to Help you Use Library Resources'. A red arrow points to the 'Click here' link under the 'Guides to Help you Use Library Resources' section.

Bookstore

Customer Service Desk

Dining Services

IT Service Desk / Email

Mildred Johnson Library

Resources

Services

Staff

FAQs

Mail Center

Parking

Print Services

Hektner Student Center

Resources

Welcome to the Mildred Johnson Library, a member of the North Dakota library network. We have a variety of resources available to find over 5 million items including, Books, DVDs, CDs, eBooks, Articles, News, etc.

Search here!

Anywhere in the record

Search

My Account

- Access your ODIN account

Electronic Resources A-Z

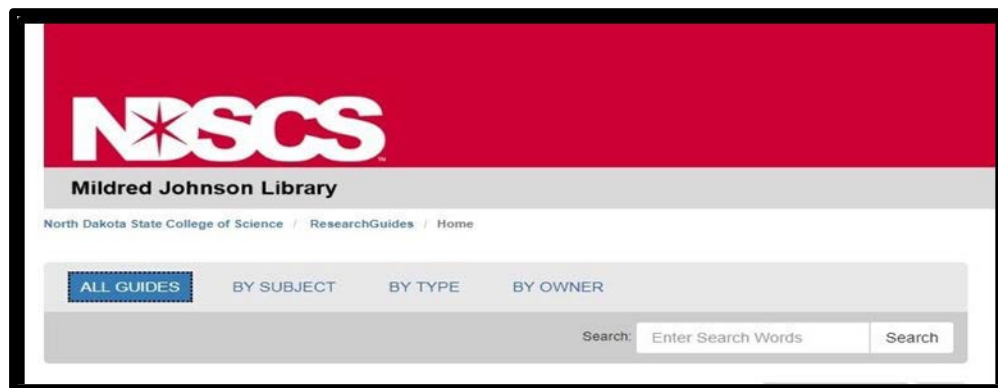
- [Click here](#) to access electronic resources

Guides to Help you Use Library Resources

- [Click here](#) to access guides

Library Resources

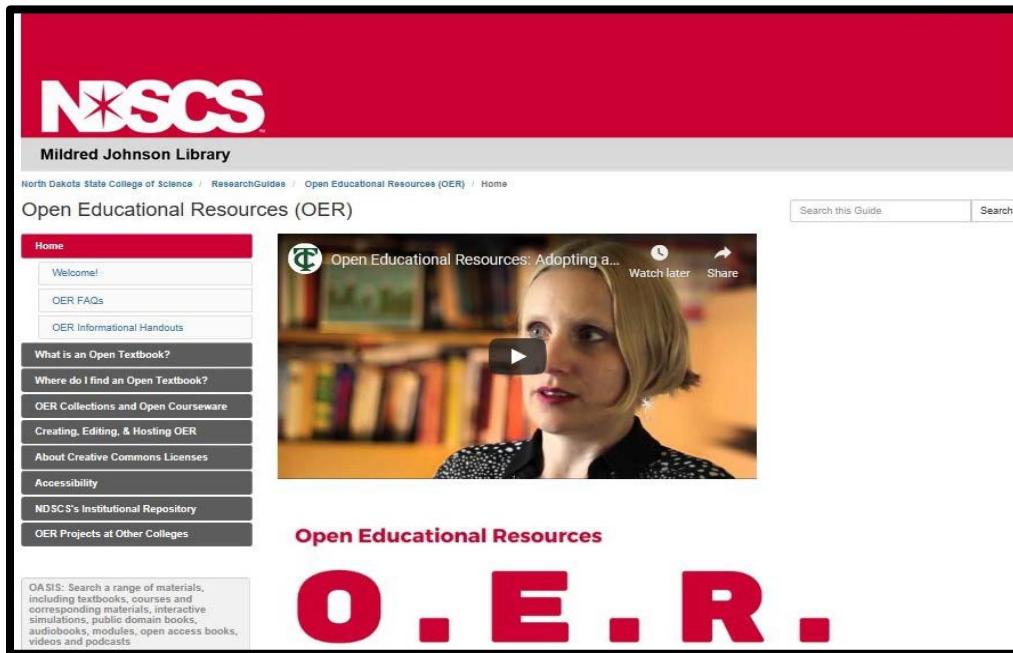
Click on the
ALL GUIDES
button to view
full list of
LibGuides.



Library Resources

One notable
LibGuide:

**Open
Educational
Resources
(O.E.R.)
LibGuide**

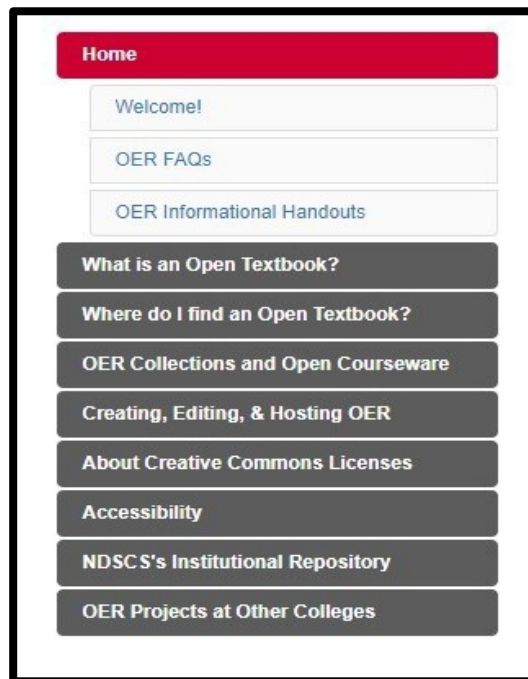


The screenshot shows the NDSCS Mildred Johnson Library website. At the top is the NDSCS logo. Below it is the text "Mildred Johnson Library" and a breadcrumb trail: "North Dakota State College of Science / ResearchGuides / Open Educational Resources (OER) / Home". A search bar is located on the right with the text "Search this Guide" and a "Search" button. The main heading is "Open Educational Resources (OER)". On the left is a navigation menu with the following items: "Home", "Welcome!", "OER FAQs", "OER Informational Handouts", "What is an Open Textbook?", "Where do I find an Open Textbook?", "OER Collections and Open Courseware", "Creating, Editing, & Hosting OER", "About Creative Commons Licenses", "Accessibility", "NDSCS's Institutional Repository", and "OER Projects at Other Colleges". The main content area features a video player with the title "Open Educational Resources: Adopting a..." and a play button. Below the video is the text "Open Educational Resources" and the large, bold letters "O.E.R.". At the bottom left, there is a small text box that reads: "OASIS: Search a range of materials, including textbooks, courses and corresponding materials, interactive simulations, public domain books, audiobooks, modules, open access books, videos and podcasts".

Library Resources

**Topics
covered:**

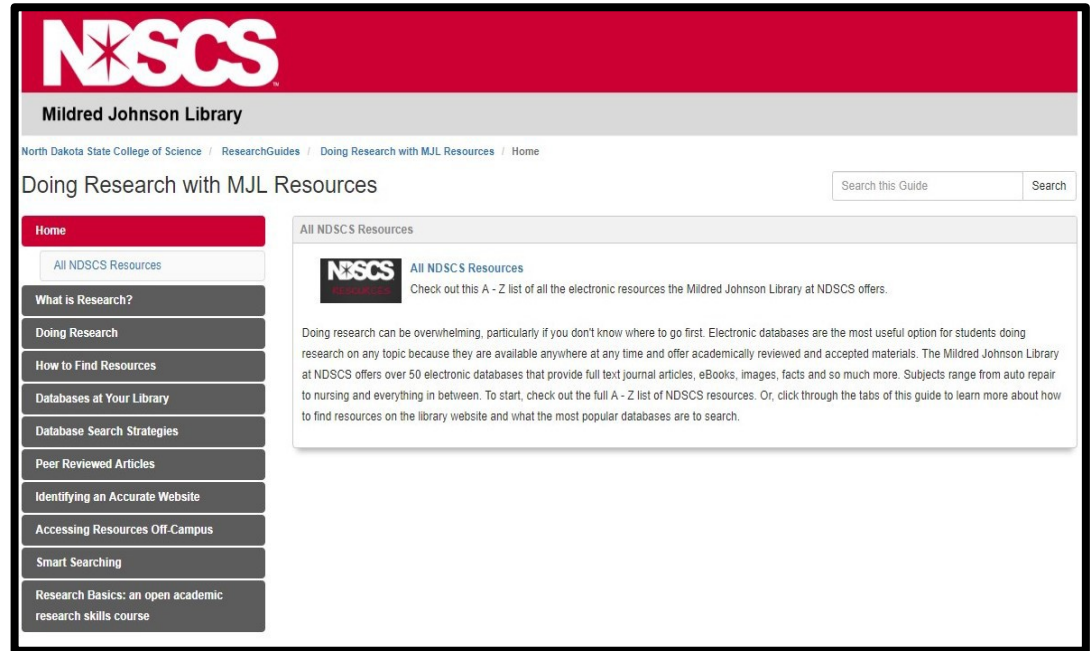
**Open
Educational
Resources
(O.E.R)
LibGuide**



Library Resources

Another
notable
LibGuide:

Doing Research
with
MJL Resources
LibGuide



The screenshot shows the website for the Mildred Johnson Library at NDSCS. The page features a red header with the NDSCS logo and the text "Mildred Johnson Library". Below the header, there is a navigation menu with "Home" selected. The main content area is titled "Doing Research with MJL Resources" and includes a search bar. A sidebar on the left lists various resources, with "Home" highlighted. The main content area contains a section titled "All NDSCS Resources" with a sub-section "All NDSCS Resources" and a paragraph of text explaining the library's resources.

NDSCS
Mildred Johnson Library

North Dakota State College of Science / ResearchGuides / Doing Research with MJL Resources / Home

Doing Research with MJL Resources

Home

- All NDSCS Resources
- What is Research?
- Doing Research
- How to Find Resources
- Databases at Your Library
- Database Search Strategies
- Peer Reviewed Articles
- Identifying an Accurate Website
- Accessing Resources Off-Campus
- Smart Searching
- Research Basics: an open academic research skills course

All NDSCS Resources

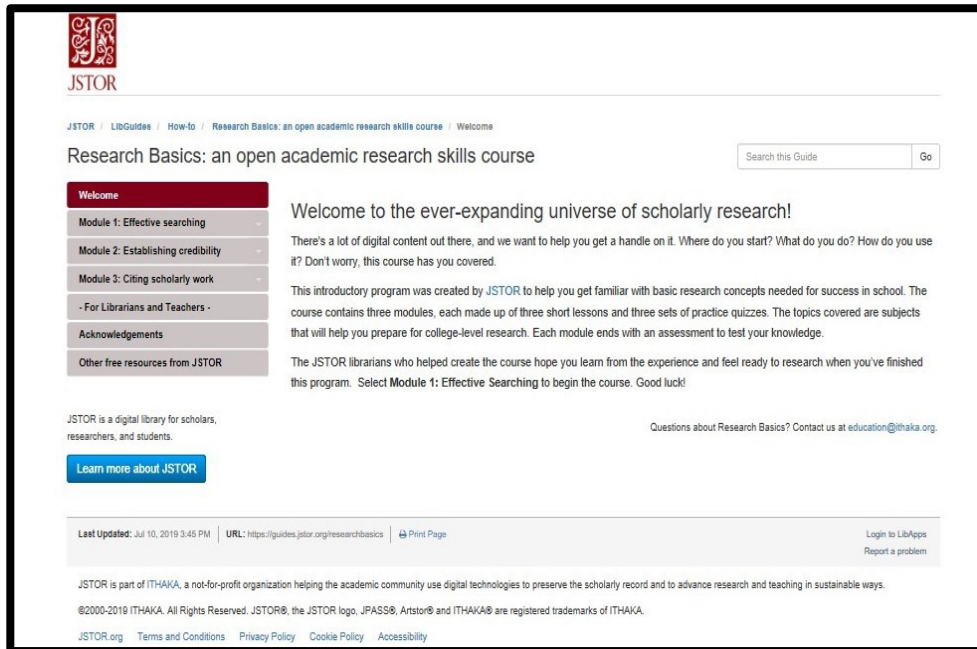
Check out this A - Z list of all the electronic resources the Mildred Johnson Library at NDSCS offers.

Doing research can be overwhelming, particularly if you don't know where to go first. Electronic databases are the most useful option for students doing research on any topic because they are available anywhere at any time and offer academically reviewed and accepted materials. The Mildred Johnson Library at NDSCS offers over 50 electronic databases that provide full text journal articles, eBooks, images, facts and so much more. Subjects range from auto repair to nursing and everything in between. To start, check out the full A - Z list of NDSCS resources. Or, click through the tabs of this guide to learn more about how to find resources on the library website and what the most popular databases are to search.

Library Resources

Be sure to check out the tab:

- **JSTOR's Research Basics: an open academic research skills course**

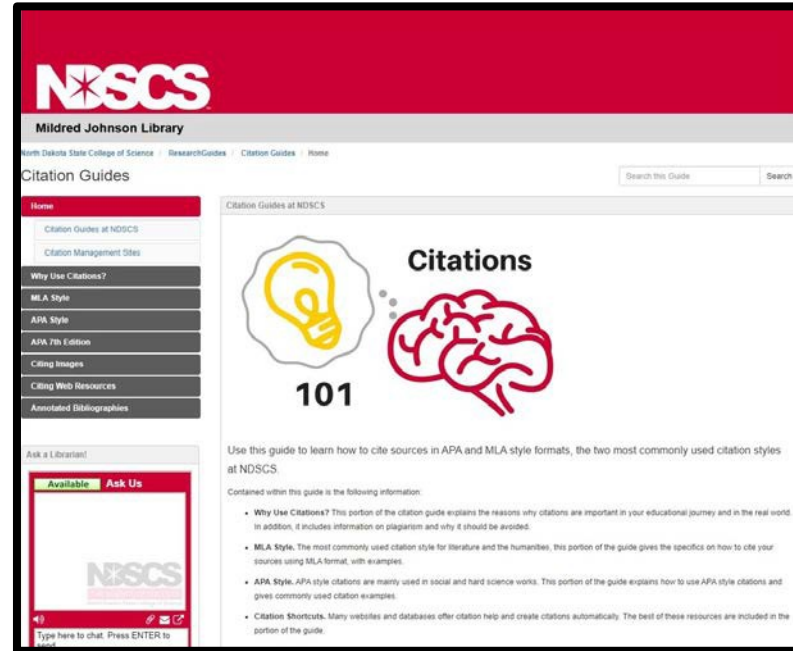


The screenshot shows the JSTOR website interface for the 'Research Basics: an open academic research skills course'. At the top left is the JSTOR logo. Below it is a breadcrumb trail: 'JSTOR / LibGuides / How-to / Research Basics: an open academic research skills course / Welcome'. A search bar on the right contains the text 'Search this Guide' and a 'Go' button. The main heading is 'Research Basics: an open academic research skills course'. On the left is a navigation menu with the following items: 'Welcome' (highlighted in red), 'Module 1: Effective searching', 'Module 2: Establishing credibility', 'Module 3: Citing scholarly work', '- For Librarians and Teachers -', 'Acknowledgements', and 'Other free resources from JSTOR'. The main content area contains a welcome message: 'Welcome to the ever-expanding universe of scholarly research! There's a lot of digital content out there, and we want to help you get a handle on it. Where do you start? What do you do? How do you use it? Don't worry, this course has you covered.' It then describes the course as an introductory program created by JSTOR to help users get familiar with basic research concepts. It mentions that the course contains three modules, each with three lessons and three practice quizzes. A 'Learn more about JSTOR' button is located below the main text. At the bottom, there is a footer with 'Last Updated: Jul 10, 2019 3:45 PM', a URL 'https://guides.jstor.org/researchbasics', a 'Print Page' link, and a 'Login to LibApps Report a problem' link. The footer also includes a copyright notice: '©2000-2019 ITHAKA. All Rights Reserved. JSTOR®, the JSTOR logo, JPASS®, Artstor® and ITHAKA® are registered trademarks of ITHAKA.' and a list of links: 'JSTOR.org Terms and Conditions Privacy Policy Cookie Policy Accessibility'.

Library Resources

One more notable
LibGuide:

**Citation
Guides
LibGuide -
Your guide to
APA & MLA!**

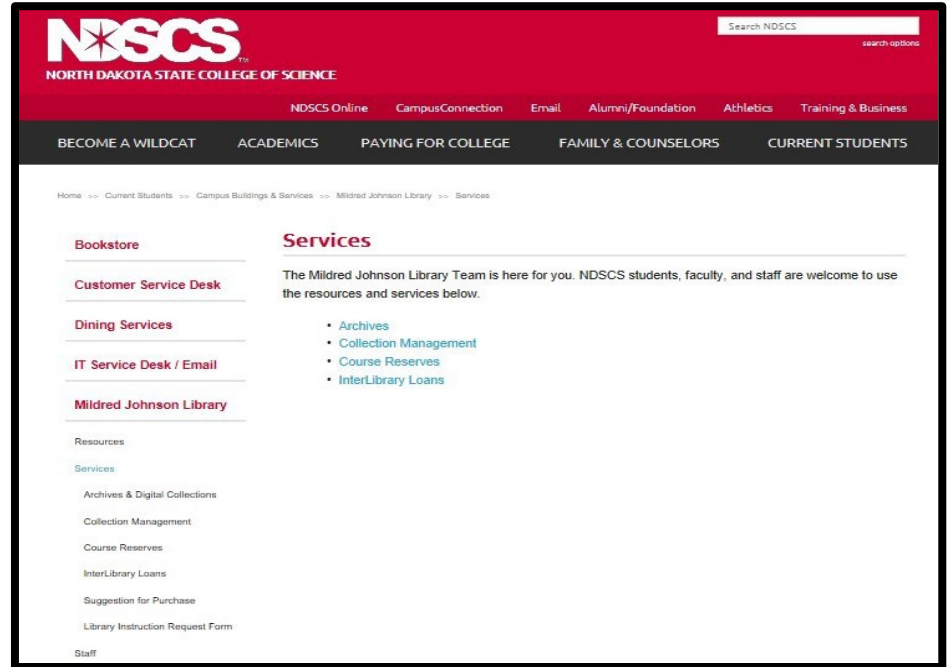


The screenshot shows the NDSCS Citation Guides LibGuide page. The header features the NDSCS logo and the title "Mildred Johnson Library". Below the header, there is a navigation menu with "Citation Guides" selected. The main content area is titled "Citation Guides at NDSCS" and features a large graphic with a lightbulb and a brain, with the text "Citations 101". The page includes a search bar, a "Why Use Citations?" section, and a list of citation styles: MLA Style, APA Style, and APA 7th Edition. There is also a "Citing Images" and "Citing Web Resources" section. At the bottom, there is a "Ask a Librarian!" section with an "Available Ask Us" button and a chat window.

Library Services

Links available on the library's **Services** page:

- **Archives & Digital Collections**
- **Course Reserves**
- **Resource Sharing (a.k.a. InterLibrary Loan or ILL)**
- **Suggestion for Purchase**
- **Library Instruction Request**



HOW DO I? Handouts

HOW DO I?

Find Journal Articles:

- Go to [NDSCS.edu/Library](https://ndscs.edu/Library)
- On left side of page click on **Resources**
- Middle of page, under **Search here!** & **Anywhere** in the record window, type your search term, e.g., **diesel technology** & hit enter
- Narrow your search on the right side of page by **Year**, From 2013 to 2018, Click **Refine**
- Access to over 78,000 recently published, full-text journal articles!

Find CINAHL, Films on Demand, OverDrive & Other Popular Databases:

- Go to [NDSCS.edu/Library](https://ndscs.edu/Library)
- On left side of page click on **Resources**
- At bottom of page, click on the database image you need & you're in!
- No image there? Up in middle of page, click on link under **Electronic Resources A-Z** to find the database you need

Find Guides:

- Go to [NDSCS.edu/Library](https://ndscs.edu/Library)
- On left side of page click on **Resources**
- Middle of page, click on link under **Guides to Help you Use Library Resources**
- Click on **ALL GUIDES** to see over 35!

Revised December 2018

Questions?

Phone: (701) 671-2618
Email: ndscs.library@ndscs.edu



FOR
FACULTY:

FACULTY SERVICES

HOW DO I?

Request a Library Instruction Session:

- Go to [NDSCS.edu/Library](https://ndscs.edu/Library)
- On left side of page click on **Services**
- On left side of page click on **Library Instruction Request Form**

Suggest a Resource for Purchase:

- Go to [NDSCS.edu/Library](https://ndscs.edu/Library)
- On left side of page click on **Services**
- On left side of page, click on **Suggestion for Purchase**

Place Items on Course Reserve:

- Go to <https://intranet.ndscs.edu/>
- Scroll down page, on right side of page click on **Library**
- Click on **Access Services**
- Click on **Course Reserve Form**

Any problems completing forms above, please email your request to NDSCS.Library@ndscs.edu

Revised March 2019

Questions?

Phone: (701) 671-2618 Email: ndscs.library@ndscs.edu



FOR
STUDENTS:

Off-Campus Access to Library Resources

NOTE: The [How to Access Library Resources Off-Campus](#) form is available for download from the [Resources](#) page, under [Popular Resources](#)

When off-campus, click on any of the Library's resource links, such as *Films on Demand*, and you will be directed to an ODIN log-in page.

Use the same credentials (**firstname.lastname** and **password**) as used for Campus Connection.



[Login as Guest](#)

Library Barcode or NDS Account:
14 digit barcode or first-name.last-name [Help](#)

Password:

User Verification Source: [ODIN Libraries Shared User File](#)

[Academic Library Login](#) [Back](#)

As of 2020, all patrons from Public Libraries, K12 Libraries, and Special Libraries need to click on the link below to access databases. Hitting return will send you to the wrong place.

[Public, K12, Special Libraries Logon](#)

Login

Questions?

Note: If you have additional library-related questions or concerns, please contact us:

- In person – stop in and speak directly to a library staff member
- By phone: (701) 671-2618
- By email: ndscs.library@ndscs.edu
- Chat Reference - available during the library's regular hours of operation

Mildred Johnson Library

Library Overview

Thank you!

